

SOUTHWEST MISSISSIPPI COMMUNITY COLLEGE

Audited Financial Statements
For the Year Ended June 30, 2022

SOUTHWEST MISSISSIPPI COMMUNITY COLLEGE

TABLE OF CONTENTS

INDEPENDENT AUDITOR'S REPORT	1
MANAGEMENT'S DISCUSSION AND ANALYSIS.....	5
AUDITED FINANCIAL STATEMENTS.....	19
Statement of Net Position.....	20
Statement of Financial Position-Southwest MS Community College Foundation, Inc.	22
Statement of Revenues, Expenses and Changes in Net Position	23
Statement of Activities-Southwest MS Community College Foundation, Inc.	24
Statement of Cash Flows	25
Statement of Cash Flows-Southwest MS Community College Foundation Inc. .	27
Notes to the Financial Statements	28
Notes to the Financial Statements-Southwest MS Community College Foundation, Inc.	50
REQUIRED SUPPLEMENTARY INFORMATION	
Schedule of the College's Proportionate Share of the Net Pension Liability	58
Schedule of College Contributions (PERS)	59
Schedule of the College's Proportionate Share of the Net OPEB Liability	60
Schedule of College Contributions (OPEB).....	61
Notes to the Required Supplementary Information	62
SUPPLEMENTARY INFORMATION	
Schedule of Expenditures of Federal Awards	67
REPORTS ON INTERNAL CONTROL AND COMPLIANCE	
Independent Auditor's Report on Internal Control over Financial Reporting and on Compliance and Other Matters Based on an Audit of Financial Statements Performed in Accordance with <i>Government Auditing Standards</i>	70
Independent Auditor's Report on Compliance for Each Major Federal Program and on Internal Control Over Compliance Required by the Uniform Guidance.....	72
INDEPENDENT AUDITOR'S REPORT ON COMPLIANCE WITH STATE LAWS AND REGULATIONS	76
SCHEDULE OF FINDINGS AND QUESTIONED COSTS	78

INDEPENDENT AUDITOR'S REPORT



LOWERY, PAYN, LEGGETT & BELLIPANNI

CERTIFIED PUBLIC ACCOUNTANTS

*Member of Mississippi Society
of Certified Public Accountants*

207 SOUTH RAILROAD AVENUE
BROOKHAVEN, MISSISSIPPI 39601

PHONE (601) 833-1456
FAX (601) 833-9896

*Member of American Institute
of Certified Public Accountants*

INDEPENDENT AUDITOR'S REPORT

Dr. J Stephen Bishop, President and Board of Trustees
Southwest Mississippi Community College
Summit, Mississippi 39666

Opinions

We have audited the financial statements of the business-type activities and the aggregate discretely presented component unit of Southwest Mississippi Community College, as of and for the year ended June 30, 2022, and the related notes to the financial statements, which collectively comprise the College's basic financial statements. We audited the statements of Southwest Mississippi Community College Foundation, Inc., as of and for the year ended June 30, 2022, which represents 100 percent of the assets and revenues of the discretely presented component unit.

In our opinion, the accompanying financial statements referred to above present fairly, in all material respects, the respective financial position of the business-type activities and the aggregate discretely presented component unit of Southwest Mississippi Community College, as of June 30, 2022, and the respective changes in financial position, and, where applicable, cash flows thereof for the year then ended in accordance with accounting principles generally accepted in the United States of America.

Basis for Opinions

We conducted our audit in accordance with auditing standards generally accepted in the United States of America (GAAS) and the standards applicable to financial audits contained in *Government Auditing Standards (Government Auditing Standards)*, issued by the Comptroller General of the United States. Our responsibilities under those standards are further described in the Auditor's Responsibilities for the Audit of the Financial Statements section of our report. We are required to be independent of Southwest Mississippi Community College and to meet our other ethical responsibilities, in accordance with the relevant ethical requirements relating to our audit. We believe that the audit evidence we have obtained is sufficient and appropriate to provide a basis for our audit opinions. The financial statements of the Southwest Mississippi Community College Foundation, Inc. were not audited in accordance with *Government Auditing Standards*.

Responsibilities of Management for the Financial Statements

Management is responsible for the preparation and fair presentation of the financial statements in accordance with accounting principles generally accepted in the United States of America, and for the

design, implementation, and maintenance of internal control relevant to the preparation and fair presentation of financial statements that are free from material misstatement, whether due to fraud or error.

In preparing the financial statements, management is required to evaluate whether there are conditions or events, considered in the aggregate, that raise substantial doubt about Southwest Mississippi Community College's ability to continue as a going concern for twelve months beyond the financial statement date, including any currently known information that may raise substantial doubt shortly thereafter.

Auditor's Responsibility for the Audit of the Financial Statements

Our objectives are to obtain reasonable assurance about whether the financial statements as a whole are free from material misstatement, whether due to fraud or error, and to issue an auditor's report that includes our opinions. Reasonable assurance is a high level of assurance but is not absolute assurance and therefore is not a guarantee that an audit conducted in accordance with GAAS and *Government Auditing Standards* will always detect a material misstatement when it exists. The risk of not detecting a material misstatement resulting from fraud is higher than for one resulting from error, as fraud may involve collusion, forgery, intentional omissions, misrepresentations, or the override of internal control. Misstatements are considered material if there is a substantial likelihood that, individually or in the aggregate, they would influence the judgment made by a reasonable user based on the financial statements.

In performing an audit in accordance with GAAS and *Government Auditing Standards*, we

- Exercise professional judgment and maintain professional skepticism throughout the audit.
- Identify and assess the risks of material misstatement of the financial statements, whether due to fraud or error, and design and perform audit procedures responsive to those risks. Such procedures include examining, on a test basis, evidence regarding the amounts and disclosures in the financial statements.
- Obtain an understanding of internal control relevant to the audit in order to design audit procedures that are appropriate in the circumstances, but not for the purpose of expressing an opinion on the effectiveness of Southwest Mississippi Community College's internal control. Accordingly, no such opinion is expressed.
- Evaluate the appropriateness of accounting policies used and the reasonableness of significant accounting estimates made by management, as well as evaluate the overall presentation of the financial statements.
- Conclude whether, in our judgment, there are conditions or events, considered in the aggregate, that raise substantial doubt about Southwest Mississippi Community College's ability to continue as a going concern for a reasonable period of time.

We are required to communicate with those charged with governance regarding, among other matters, the planned scope and timing of the audit, significant audit findings, and certain internal control-related matters that we identified during the audit.

Required Supplementary Information

Accounting principles generally accepted in the United States of America require that the management's discussion and analysis and the Schedule of College's Proportionate Share of Net Pension Liability, the Schedule of College Contributions (PERS), the Schedule of the College's Proportionate Share of Net OPEB Liability, and the Schedule of College Contributions (OPEB) on pages 6–18 and 58-61 be presented to supplement the basic financial statements. Such information is the responsibility of management and, although not a part of the basic financial statements, is required by the Governmental Accounting Standards Board, who considers it to be an essential part of financial reporting for placing the basic financial statements in an appropriate operational, economic, or historical context. We have applied certain limited procedures to the required supplementary information in accordance with auditing standards generally accepted in the United States of America, which consisted of inquiries of management about the methods


of preparing the information and comparing the information for consistency with management's responses to our inquiries, the basic financial statements, and other knowledge we obtained during our audit of the basic financial statements. We do not express an opinion or provide any assurance on the information because the limited procedures do not provide us with sufficient evidence to express an opinion or provide any assurance.

Supplementary Information

Our audit was conducted for the purpose of forming opinions on the financial statements that collectively comprise Southwest Mississippi Community College's basic financial statements. The accompanying Schedule of Expenditures of Federal Awards, as required by *Title 2 U.S. Code of Federal Regulations Part 200*, Uniform Administrative Requirements, Cost Principles, and Audit Requirements for Federal Awards is presented for purposes of additional analysis and are not a required part of the basic financial statements. Such information is the responsibility of management and was derived from and relates directly to the underlying accounting and other records used to prepare the basic financial statements. The information has been subjected to the auditing procedures applied in the audit of the basic financial statements and certain additional procedures, including comparing and reconciling such information directly to the underlying accounting and other records used to prepare the basic financial statements or to the financial statements themselves, and other additional procedures in accordance with auditing standards generally accepted in the United States of America. In our opinion, the accompanying Schedule of Expenditures of Federal Awards is fairly stated, in all material respects, in relation to the basic financial statements as a whole.

Other Reporting Required by Government Auditing Standards

In accordance with *Government Auditing Standards*, we have also issued our report dated July 15, 2023, on our consideration of Southwest Mississippi Community College's internal control over financial reporting and on our tests of its compliance with certain provisions of laws, regulations, contracts, and grant agreements and other matters. The purpose of that report is solely to describe the scope of our testing of internal control over financial reporting and compliance and the results of that testing, and not to provide an opinion on the effectiveness of Southwest Mississippi Community College's internal control over financial reporting or on compliance. That report is an integral part of an audit performed in accordance with *Government Auditing Standards* in considering Southwest Mississippi Community College's internal control over financial reporting and compliance.



Lowery, Payn, Leggett and Bellipanni, CPA's

Brookhaven, Mississippi

July 15, 2023

MANAGEMENT'S DISCUSSION AND ANALYSIS

SOUTHWEST MISSISSIPPI COMMUNITY COLLEGE
MANAGEMENT'S DISCUSSION AND ANALYSIS
FOR THE YEAR ENDED JUNE 30, 2022

This section of the Southwest Mississippi Community College (the "college") annual financial report presents our discussion and analysis of the financial performance of the college during the fiscal year ended June 30, 2022. Management has prepared this section along with the financial statements and related footnote disclosures and it should be read in conjunction with and is qualified in its entirety by the financial statements and footnote disclosures. We have included in this discussion comparative data for fiscal year ended June 30, 2021. The financial statements, footnote disclosures, and this discussion are the responsibility of management.

Using this Annual Report

This annual report consists of a series of financial statements, prepared in accordance with the Government Accounting Standards Board Statement (GASB) No. 35, *Basic Financial Statements and Management's Discussion and Analysis for Public Colleges and Universities*.

The college implemented GASB No.68, *Accounting and Financial Reporting for Pensions* in fiscal year ending June 30, 2015. This standard requires the college to record its proportionate share of the pension liability of the Mississippi Public Employees Retirement System (PERS). The standard has a significant impact on the liabilities and net position of the college as discussed below. See the defined pension plan note to the financial statements and required supplementary information for further information regarding pension liability.

The college implemented GASB No.75, *Accounting and Financial Reporting for Postemployment Benefits Other than Pension Accounting* in fiscal year ending June 30, 2018. This standard requires the college to record its proportionate share of other postemployment benefits (OPEB) liability of the Mississippi State and School Employees' Life and Health Insurance Plan. The standard has a significant impact on the liabilities and net position of the college as discussed below. See the other postemployment benefits note to the financial statements and required supplementary information for further information regarding OPEB liability.

One of the most important questions asked is whether the college as a whole is better off or worse off as a result of the year's activities. The key to understanding this question is the Statement of Net Position, the Statement of Revenues, Expenses and Changes in Net Position, and the Statement of Cash Flows. These Statements present financial information in a form similar to that used by corporations. These statements are prepared under the accrual basis of accounting, whereby revenues and assets are recognized when the service is provided, and expenses and liabilities are recognized when others provide the service, regardless of when cash is exchanged.

Statement of Net Position

The Statement of Net Position includes all assets, deferred outflows of resources, liabilities, and deferred inflows of resources. The college's net position (the difference between assets, deferred outflows of resources, liabilities, and deferred inflows of resources) is one indicator of the college's financial health. Over time, increases or decreases in net position are one indicator of the improvement or erosion of the college's financial health when considered with non-financial facts such as enrollment levels and the condition of the facilities.

The following is a summary of the college's statement of net position for fiscal year ended June 30, 2022 compared to the year ended June 30, 2021:

SOUTHWEST MISSISSIPPI COMMUNITY COLLEGE
MANAGEMENT'S DISCUSSION AND ANALYSIS
FOR THE YEAR ENDED JUNE 30, 2022

Condensed Statement of Net Position

	<u>June 30, 2022</u>	<u>June 30, 2021</u>
Assets		
Current assets	\$ 20,097,277	\$ 23,574,340
Non-current assets		
Capital, net	42,900,916	39,658,970
Other	4,485,470	4,449,203
Total Assets	<u>\$ 67,483,663</u>	<u>\$ 67,682,513</u>
Deferred outflows of resources		
Deferred outflow related to pension	3,852,576	3,379,119
Deferred outflow related to OPEB	256,180	310,961
Total deferred outflows of resources	<u>\$ 4,108,756</u>	<u>\$ 3,690,080</u>
Liabilities		
Current Liabilities	3,214,538	2,029,164
Non-current liabilities	28,395,047	36,223,480
Total liabilities	<u>\$ 31,609,585</u>	<u>\$ 38,252,644</u>
Deferred inflows of resources		
Deferred inflow related to pension	6,676,859	6,297
Deferred inflow related to OPEB	388,408	288,602
Total deferred inflows of resources	<u>\$ 7,065,267</u>	<u>\$ 294,899</u>
Net Position		
Net investment in capital assets	\$ 36,872,948	\$ 32,938,885
Restricted		
Non-expendable	729,716	763,885
Expendable	15,524,205	15,122,004
Unrestricted	(20,209,302)	(15,999,724)
Total Net Position	<u>\$ 32,917,567</u>	<u>\$ 32,825,050</u>

Assets

Current Assets

Cash and Cash Equivalents

Cash and cash equivalents consist of cash in the college's bank accounts, petty cash, certificates of deposits and other eligible investments as allowed by the State of Mississippi. The total amount of cash and cash equivalents, reported as current assets on the college's financial statements is \$5,524,244 at June 30, 2022, compared to \$15,881,563 at June 30, 2021.

Accounts Receivable

Accounts receivable relate to several transactions including local appropriations, student tuition and fee billings, and auxiliary services such as food service and bookstore. In addition, receivables arise from grant awards and financial aid revenues. The receivables are reported net of allowance for doubtful accounts. The college's receivables totaled \$4,909,073 at June 30, 2022, compared to fiscal year 2021, \$2,793,639.

SOUTHWEST MISSISSIPPI COMMUNITY COLLEGE
MANAGEMENT'S DISCUSSION AND ANALYSIS
FOR THE YEAR ENDED JUNE 30, 2022

Inventories

The college maintains inventories of resale merchandise in the college bookstore as well as items for internal consumption. Books, student supplies, sportswear, and institutional memorabilia make up the majority of the resale inventory. Inventories for the bookstore and cafeteria totaled \$154,687 and \$168,296 for FY 2022 and FY 2021, respectively.

Prepaid Expense

Prepaid expense totaled \$743,097 at June 30, 2022 as compared to a June 30, 2021 total of \$405,576. Prepaid expense consists of payments for fiscal year 2023 for which payment to vendors occurred before fiscal year end, June 30, 2022.

Non-Current Assets

Loan Fund Investments

Loan fund investments include investments, as allowed by the State of Mississippi, held for loan funds. Loan fund investments totaled \$3,190,671 for fiscal year ended June 30, 2022 and \$3,150,583 for fiscal year ended June 30, 2021.

Endowment Investments and Other Long-Term Investments

The college holds endowment investments of \$930,621 at fiscal year end June 30, 2022. The endowment investment balance at June 30, 2021 was \$934,442. Other long-term investments (land in loan funds) totaled \$364,178 at June 30, 2022 and 2021.

Capital Assets, Net

Capital assets, net, consists of land, improvements other than buildings, buildings, equipment, software, intangible right-to-use equipment, library books and films and construction in progress. The amount reported is net of accumulated depreciation. Capital assets, net, totaled \$42,900,916 at June 30, 2022, which is an increase of \$3,241,946 from \$39,658,970 at June 30, 2021.

Right-to-Use Assets, Net

Right-to-Use assets, net, which is included in capital assets, net, consists of equipment held through leases. The amount reported is net of accumulated amortization. Right-to-Use assets, net of accumulated amortization, totaled \$126,105 at June 30, 2022. For purposes of the MD&A, the prior year was not restated as a result of the implementation of *Governmental Accounting Standards Board (GASB) Statement 87, Leases*, which became effective for fiscal year 2022.

Deferred Outflows of Resources

Deferred outflows of resources have a positive effect on net position similar to assets, but are not assets. The college recognized a deferred outflow of resources related to pensions in the amount of \$3,852,576 for fiscal year ending June 30, 2022 as compared to \$3,379,119 for fiscal year ending June 30, 2021. The college implemented GASB No.68, *Accounting and Financial Reporting for Pensions* in fiscal year ending June 30, 2015. The college implemented GASB No.75, *Accounting and Financial Reporting for Postemployment Benefits Other than Pension Accounting* in fiscal year ending June 30, 2018. The college recognized a deferred outflow of resources related to other post-employment benefits in the amount of \$256,180 for fiscal year ending June 30, 2022 as compared to \$310,961 for fiscal year ending June 30, 2021.

SOUTHWEST MISSISSIPPI COMMUNITY COLLEGE
MANAGEMENT'S DISCUSSION AND ANALYSIS
FOR THE YEAR ENDED JUNE 30, 2022

Liabilities

Current Liabilities

Accounts Payable, Accrued Liabilities, and Accrued Payroll

Accounts payable and accrued liabilities represents amounts due at June 30, 2022 for goods and services received before the end of the fiscal year, but have yet to be paid at fiscal year end June 30, 2022. Accrued payroll would be wages, salaries, and the related payroll taxes and benefits that have been earned by the college's employees but have yet to be paid at fiscal year end June 30, 2022. The accounts payable, accrued liabilities, and accrued payroll total of \$1,560,296, at June 30, 2022 is an increase of \$817,808 from the total of \$742,488 at June 30, 2021.

Unearned Revenues

Unearned revenues represent revenues that were received by the college during the fiscal year, but the college did not earn the revenue by the end of the fiscal year, June 30, 2022. Unearned revenue totaled \$743,097 at June 30, 2022 and \$405,576 at June 30, 2021. An increase from the prior year of \$337,521.

Long-Term Liabilities, Due within One Year

Long-term liabilities, due within one-year portion represents balances the college would expect to pay on notes, bonds, and accrued leave liabilities within the next fiscal year. The amount of the current portion of long-term liabilities at June 30, 2022 was \$825,187 and \$817,497 at June 30, 2021. An increase from the prior year of \$7,690. See explanation of increase in the Long-Term Debt Activities section of this MD&A.

Net OPEB Liability

The implementation of GASB No.75, *Accounting and Financial Reporting for Postemployment Benefits Other than Pensions* began fiscal year ending June 30, 2018. The amount of net OPEB liability, due within one year, for fiscal year 2022 totaled \$43,664 as compared to a fiscal year 2021 total of \$51,725.

Leases Payable-Current

Upon the implementation of GASB Statement No. 87, *Leases*, the College recorded a short-term lease liability which was reduced to \$30,099 at June 30, 2022.

Non-Current Liabilities

Long-Term Liabilities, Due Beyond One Year

Long-term liabilities, due beyond one year consist of long-term debt for outstanding loans. The total amount of the non-current portion of long-term debt at June 30, 2022 and 2021 was \$5,077,401 and \$5,902,588, respectively. See explanation of decrease in the Long-Term Debt Activities section of this MD&A.

Leases Payable-Long Term

Upon the implementation of GASB Statement No. 87, *Leases*, the College recorded a long-term lease liability which was reduced to \$95,281 at June 30, 2022.

Net Pension Liability and Net OPEB Liability

Net pension liability for June 30, 2022 was \$22,170,656, which represents the college's proportionate share of the collective net pension liability reported in the Public Employees' Retirement System of Mississippi for the year ended June 30, 2021. See the Defined Benefit Pension Plan Note for further information

SOUTHWEST MISSISSIPPI COMMUNITY COLLEGE
MANAGEMENT'S DISCUSSION AND ANALYSIS
FOR THE YEAR ENDED JUNE 30, 2022

regarding the college's policies for recognizing liabilities, expenses, and deferred outflows and inflows related to pensions. For comparison, net pension liability at June 30, 2021 was \$29,038,258.

Net OPEB liability for June 30, 2022 was \$1,051,709, which represents the long term portion of the college's proportionate share of the collective OPEB liability reported in the Mississippi State, and School Employees' Life and Health Insurance Plan for the fiscal year ending June 30, 2021. See the Other Postemployment Benefits Note for further information regarding the college's policies for recognizing liabilities, expenses, and deferred outflows and inflows related to OPEB. For comparison, net OPEB liability at June 30, 2021 was \$1,282,634.

Deferred Inflows of Resources

Deferred inflows of resources have a negative effect on net position that is similar to liabilities, but are not liabilities. The college recognized a deferred inflow of resources related to pensions in the amount of \$6,676,859 for fiscal year ending June 30, 2022 as compared to \$6,297 for fiscal year ending June 30, 2021. The college also recognized a deferred inflow of resources related to OPEB in the amount of \$388,408 for fiscal year ending June 30, 2022 as compared to \$288,602 for fiscal year 2021.

Net Position

Net position represents the difference between the college's assets, deferred outflows of resources, liabilities, and deferred inflows of resources. Total net position at June 30, 2022 was \$32,917,567, which is an increase of \$92,517 from the total net position of \$32,825,050, at June 30, 2021.

Net Investment in Capital Assets

For fiscal year ended June 30, 2022, the net investment in capital assets portion of the college's net position was \$36,872,948 an increase of \$3,934,063 from the prior year.

Restricted Net Position (Non-Expendable and Expendable)

Restricted non-expendable net position consists of endowment gifts with specific restrictions on spending the principal given. Restricted expendable net position consists of gifts with specific restrictions, grants from third-party agencies with expenditure restrictions, plant funds restricted for capital projects and debt service, and loan funds.

The following is a breakdown of the restricted net position (non-expendable and expendable):

	<u>2022</u>	<u>2021</u>	<u>Increase (Decrease)</u>
Non-expendable endowment funds	\$ 729,716	\$ 763,885	\$ (34,169)
Expendable			
Scholarships	69,554	34,650	34,904
Capital projects	10,891,045	10,159,275	731,770
Debt service	954,825	926,586	28,239
Loans to students	3,529,728	3,500,560	29,168
Other purposes	79,053	500,933	(421,880)
Total restricted net position	<u>\$ 16,253,921</u>	<u>\$ 15,885,889</u>	<u>\$ 368,032</u>

SOUTHWEST MISSISSIPPI COMMUNITY COLLEGE
MANAGEMENT'S DISCUSSION AND ANALYSIS
FOR THE YEAR ENDED JUNE 30, 2022

Unrestricted Net Position

Unrestricted net position represents balances from operational activities that have not been restricted by parties external to the college. This includes funds that are normal working capital balances maintained for departmental and auxiliary enterprise activities. Unrestricted assets are available to the college for any lawful purpose.

The following is a breakdown of the unrestricted net position:

	<u>2022</u>	<u>2021</u>	<u>Increase (Decrease)</u>
Unrestricted General Funds	(\$23,351,516)	(\$19,144,385)	(\$4,207,131)
Unrestricted Auxiliary Funds	2,616,260	2,626,909	(10,649)
Unrestricted Designated General Funds	525,954	517,752	8,202
	<u>\$ (20,209,302)</u>	<u>\$ (15,999,724)</u>	<u>\$ (4,209,578)</u>

In connection with the implementation of GASB No.68, *Accounting and Financial Reporting for Pensions* and GASB No.75, *Accounting and Financial Reporting for Postemployment Benefits Other than Pensions*, management represents the following information:

	<u>2022</u>	<u>2021</u>
Total unrestricted net position (deficit)	\$ (20,209,302)	\$ (15,999,724)
Unrestricted deficit in net position resulting from the implementation of GASB No. 68 (pensions)	24,994,939	25,665,436
Unrestricted deficit in net position resulting from the implementation of GASB No. 75 (OPEB)	<u>1,227,601</u>	<u>1,312,000</u>
Unrestricted net position (excluding pension & OPEB liabilities)	<u>\$ 6,013,238</u>	<u>\$ 10,977,712</u>

The above table represents what the college's Unrestricted Net Position would be without the implementation of GASB No.68 Pensions and GASB No.75 OPEB. GASB No.68 and GASB No.75 distort the College's true activity and financial position. Total Unrestricted Net Position including GASB No.68 and GASB No.75 transactions at fiscal year ending June 30, 2022 is (\$20,209,302). Total Unrestricted Net Position without GASB No.68 and GASB No.75 transactions is \$6,013,238 for fiscal year end June 30, 2022. Excluding GASB No.68 and GASB No.75 Unrestricted Net Position decreased \$4,964,474 from fiscal year ending June 30, 2021 to fiscal year ending June 30, 2022.

Statement of Revenues, Expenses and Changes in Net Position

The statement of revenues, expenses, and changes in net position presents the revenues earned and the expenses incurred during the year. Activities are reported as either operating or non-operating. The financial reporting model classifies state appropriations, local appropriations, and gifts as non-operating revenues. Due to the reporting classifications for community colleges, their dependency on state appropriations, local appropriations and gifts results in an operating deficit.

SOUTHWEST MISSISSIPPI COMMUNITY COLLEGE
MANAGEMENT'S DISCUSSION AND ANALYSIS
FOR THE YEAR ENDED JUNE 30, 2022

Condensed Statement of Revenues, Expenses and Changes in Net Position

	2022	2021
Operating revenues		
Tuition and fees, net	\$ 2,348,240	\$ 2,517,113
Grants and contracts	12,185,492	11,176,821
Sales and services	9,954	4,484
Auxiliary enterprises (net)	1,318,794	1,672,005
Other operating revenues	621,364	306,403
Total operating revenues	16,483,844	15,676,826
Operating expenses	29,088,272	27,945,132
Operating loss	(12,604,428)	(12,268,306)
Non-operating revenues (expenses)		
State appropriations	9,185,355	8,891,810
Local appropriations	2,971,064	2,961,146
Gifts and contributions	327,940	317,620
Investment income (net)	68,673	141,446
Interest on indebtedness	(116,605)	(35,051)
Bond issuance expense, capital asset-related debt	-	(122,000)
Net non-operating revenues (expenses)	12,436,427	12,154,971
Income (loss) before other revenues	(168,001)	(113,335)
Other revenues (expenses)		
State appropriations capital use restricted	260,518	1,522,355
Change in net position	92,517	1,409,020
Net position:		
Net position, beginning of year	32,825,050	31,416,030
Net position, end of year	\$32,917,567	\$32,825,050

Total operating loss for fiscal year 2022 and 2021 was \$12,604,428 and \$12,268,306, respectively. Since the State of Mississippi appropriations amount is not included within operating revenue per GASB No.35, the college will always show a significant operating loss.

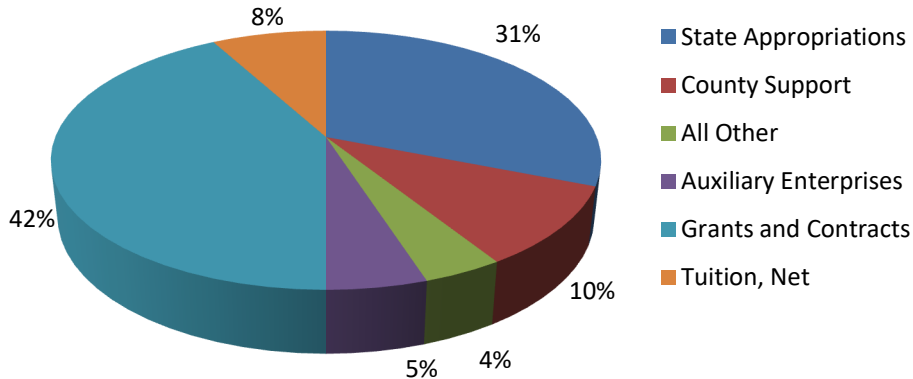
The sources of operating revenue for the college are tuition and fees, grants and contracts, auxiliary services, and other operating revenues.

The college strives to provide students with the opportunity to obtain a quality education. Future enrollments at the college may be affected by a number of factors including any material increases in tuition and other mandatory charges stemming from any material decrease in appropriation from the State of Mississippi.

In the fiscal year ended June 30, 2022, the college's revenues exceeded expenditures, creating a change in net position of \$92,517, compared to a \$1,409,020 change in net position in fiscal year 2021.

SOUTHWEST MISSISSIPPI COMMUNITY COLLEGE
MANAGEMENT'S DISCUSSION AND ANALYSIS
FOR THE YEAR ENDED JUNE 30, 2022

Total Revenue by Source for Fiscal Year 2022



Total operating revenues for fiscal year 2022 are \$16,483,844, compared to \$15,676,826 for fiscal year 2021. Tuition and fees (net of scholarship allowances) for fiscal year 2022 are \$2,348,240, compared to \$2,517,113 for fiscal year 2021. Grants and contracts are \$12,185,492 for fiscal year 2022 and were \$11,176,821 for fiscal year 2021. Auxiliary services and other operating revenues are also included in operating revenues.

Revenues

Operating Revenues

Tuition and Fees

This category includes all tuition and fees assessed for educational purposes totaling \$2,348,240 in fiscal year 2022 and \$2,517,113 for fiscal year 2021. There was a decrease in tuition and fees of \$168,873 from fiscal year 2021 to fiscal year 2022. Tuition allowances (scholarships) for the 2022 and 2021 fiscal year were \$5,526,731 and \$5,908,441, respectively.

Grants and Contracts Revenue

Grants and contracts revenue includes all federal and state restricted revenues made available by government agencies, as well as private agencies. Grant revenues are recorded only to the extent that the funds have been expended for exchange transactions. Non-exchange revenues are recorded when received or when eligibility criteria have been met.

SOUTHWEST MISSISSIPPI COMMUNITY COLLEGE
MANAGEMENT'S DISCUSSION AND ANALYSIS
FOR THE YEAR ENDED JUNE 30, 2022

The following table details the college's grant and contract awards for the fiscal year ended June 30, 2022 and 2021:

	<u>2022</u>	<u>2021</u>	Increase (Decrease)
Federal sources	\$ 10,282,998	\$ 9,260,930	\$ 1,022,068
State sources	1,875,104	1,879,891	(4,787)
Other sources	<u>27,390</u>	<u>36,000</u>	<u>(8,610)</u>
Total all sources	<u>\$ 12,185,492</u>	<u>\$ 11,176,821</u>	<u>\$ 1,008,671</u>

Auxiliary Enterprises Revenue, Net

Auxiliary enterprises, net consists of enterprise entities that exist predominantly to furnish goods and services to students, faculty, staff, or the general public and charge a fee directly related to the cost of those goods or services. They are intended to be self-supporting. Auxiliary enterprises primarily include the bookstore, student and campus housing, and food services.

The following table details the college's auxiliary enterprises, net of scholarship allowances for the fiscal years ended June 30, 2022 and 2021:

	<u>2022</u>	<u>2021</u>
Bookstore	\$ 946,685	\$ 1,022,048
Student and campus housing	787,150	982,867
Food services	905,844	992,574
Other	<u>10,211</u>	<u>5,014</u>
Subtotal	\$ 2,649,890	\$ 3,002,503
Less: Scholarship allowances	<u>(1,331,096)</u>	<u>(1,330,498)</u>
Net auxiliary enterprises revenue	<u>\$ 1,318,794</u>	<u>\$ 1,672,005</u>

Operating Expenses

Operating expenses for fiscal year 2022 are \$29,088,272 as compared to fiscal year 2021 of \$27,945,132. Pension expense of \$1,110,357 and OPEB expense of \$50,649 are included in fringe benefits during fiscal year 2022 due to GASB No.68 and GASB No.75.

SOUTHWEST MISSISSIPPI COMMUNITY COLLEGE
MANAGEMENT'S DISCUSSION AND ANALYSIS
FOR THE YEAR ENDED JUNE 30, 2022

The following table details the college's operating expenses by object and by functional classification for the fiscal years ended June 30, 2022 and 2021:

Expenses by Object:

	2022	2021	Increase (Decrease)
Salaries and wages	\$ 10,527,918	\$ 10,374,210	\$ 153,708
Fringe benefits	2,696,978	4,390,109	(1,693,131)
Travel	341,133	180,237	160,896
Contractual services	4,586,136	3,075,752	1,510,384
Utilities	804,312	748,822	55,490
Scholarships	4,862,963	3,233,820	1,629,143
Commodities	2,719,733	2,227,077	492,656
Depreciation expense	1,876,738	1,755,944	120,794
Other operating expense	672,361	1,959,161	(1,286,800)
Total Expenses	<u>\$ 29,088,272</u>	<u>\$ 27,945,132</u>	<u>\$ 1,143,140</u>

Expenses by Functional Classification:

	2022	2021	Increase (Decrease)
Instruction	\$ 9,423,549	\$ 10,571,823	\$ (1,148,274)
Academic Support	458,444	515,955	(57,511)
Student Services	3,229,050	3,248,382	(19,332)
Institutional Support	3,008,217	2,944,337	63,880
Operation of Plant	3,577,743	3,043,217	534,526
Student Financial Aid	4,862,963	3,233,820	1,629,143
Auxiliary Enterprises	2,651,568	2,631,654	19,914
Depreciation	1,876,738	1,755,944	120,794
Total Expenses	<u>\$ 29,088,272</u>	<u>\$ 27,945,132</u>	<u>\$ 1,143,140</u>

Non-Operating Revenues (Expenses)

State Appropriation

The college's largest source of non-operating revenue is appropriations from the State of Mississippi. The college received State appropriations of \$9,445,873 for fiscal year 2022, of which \$9,185,355 was for general operations and \$260,518 was for State appropriation restricted for capital purposes. The college received State appropriations of \$10,414,165 for fiscal year 2021, of which \$8,891,810 was for general operations and \$1,522,355 was for State appropriation restricted for capital purposes.

Local County Appropriation

The college receives appropriations from the four counties Amite, Pike, Walthall, and Wilkinson that make up its local district. The college uses these funds for general operational purposes. During fiscal year 2022, the college received \$2,971,064 from these counties, representing an increase of \$9,918 from the fiscal

SOUTHWEST MISSISSIPPI COMMUNITY COLLEGE
MANAGEMENT'S DISCUSSION AND ANALYSIS
FOR THE YEAR ENDED JUNE 30, 2022

year 2021 amount of \$2,961,146. The college receives the appropriation in monthly payments, beginning in July of each year, since the fiscal year begins July 1st.

Investment Income, Net

Investment income, net includes the interest income and investment gains or losses on cash in the bank accounts, money market accounts, mutual funds, and the school's investment pooling account net of any fees charged. Investment income for fiscal year 2022 was \$68,673, compared to investment income of \$141,446 in fiscal year 2021, a decrease of \$72,773.

Interest Expense on Capital Asset Related Debt

The college previously issued notes, loans and leases to finance capital projects. The interest payments associated with these long-term obligations was \$116,605 for fiscal year 2022, compared to \$157,051 for fiscal year 2021.

State Appropriation for Capital Purposes

This is the amount of revenue received from the State of Mississippi to purchase, construct, renovate or repair capital assets during the fiscal year. The college received \$260,518 and \$1,522,355 in fiscal years 2022 and 2021, respectively.

Statement of Cash Flows

Another way to assess the financial health of the college is to look at the statement of cash flows of the college during a period. Its primary purpose is to provide relevant information about the cash receipts and cash payments of the college during a fiscal period. The statement of cash flows also helps users assess the following:

- The ability to generate future net cash flows.
- The ability to meet obligations as they come due, and
- A need for external financing.

The statement of cash flows presents information related to cash inflows and outflows summarized by operating, non-capital financing, capital and related financing, and investing activities.

Condensed Statement of Cash Flows (Direct Method)

	2022	2021
Cash and cash equivalents provided (used) by:		
Operating activities	(\$12,289,352)	(\$9,736,520)
Noncapital financing activities	11,927,513	12,170,576
Capital/related financing activities	(5,546,232)	2,579,566
Investing activities	(4,449,248)	(3,876,242)
Net increase in cash and cash equivalents	(10,357,319)	1,137,380
Cash and cash equivalents – Beginning of Year	15,881,563	14,744,183
Cash and cash equivalents – End of Year	\$5,524,244	\$15,881,563

SOUTHWEST MISSISSIPPI COMMUNITY COLLEGE
MANAGEMENT'S DISCUSSION AND ANALYSIS
FOR THE YEAR ENDED JUNE 30, 2022

The major sources of funds comprising operating activities for fiscal year 2022 include student tuition and fees (net of scholarship allowances) \$2,993,531, auxiliary enterprises \$1,318,794, and grants and contracts \$10,541,705. The major uses of funds for fiscal year 2022 were payments made to employees \$13,963,393, to suppliers \$8,611,140, and for scholarships \$4,862,963. In comparison, the major sources of funds comprising operating activities for fiscal year 2021 include student tuition and fees (net of scholarship allowances) \$2,236,415, auxiliary enterprises \$1,672,005, and grants and contracts \$11,220,531. The major uses of funds for fiscal year 2021 were payments made to employees \$13,803,975, to suppliers \$8,063,868, and for scholarships \$3,233,820.

The largest inflow of cash in the non-capital financing activities group is the state appropriation of \$8,596,952 and the county appropriation of \$2,971,064 for fiscal year 2022. For comparison, the amounts received for fiscal year 2021 for state appropriation was \$9,017,502 and county appropriation was \$2,851,898.

Capital Asset Transactions

The college capitalizes assets that have a value or cost equal to or greater than \$5,000 at the date of acquisition and an expected useful life of more than one year. Repairs and renovations that do not extend the life of the building beyond the expected useful life at acquisition, nor increase the future service potential of the building are expensed and not capitalized.

Equipment and property is depreciated over its useful lives, generally 3 to 20 years beginning in the year of acquisition. Buildings and improvements (or infrastructure) are depreciated over their estimated useful lives, generally 20 to 40 years for buildings and 20 years for improvements beginning in the year that the construction is completed or, if purchased after construction, when acquired. Library books and software are depreciated over 10 years. When a construction project is completed, the capital project costs are moved from the construction in progress account to either buildings or improvements as appropriate.

As shown in the following table, the college's value of net capital assets increased by \$3,241,946 during the fiscal year 2022:

	<u>2022</u>	<u>2021</u>	Increase (Decrease)
Land	\$ 122,124	\$ 122,124	\$ -
Construction in progress	5,423,213	1,432,428	3,990,785
Buildings	52,916,039	52,838,538	77,501
Improvements	11,888,304	11,888,304	-
Machinery and equipment	7,454,864	4,180,756	3,274,108
Library books and media	889,429	888,755	674
Software	400,000	400,000	-
Capital leases	-	2,380,870	(2,380,870)
Intangible right to use equipment	156,486	-	156,486
Total capital assets	<u>\$ 79,250,459</u>	<u>\$ 74,131,775</u>	<u>\$ 5,118,684</u>
Accumulated depreciation	<u>(36,349,543)</u>	<u>(34,472,805)</u>	<u>(1,876,738)</u>
Net capital assets	<u><u>\$ 42,900,916</u></u>	<u><u>\$ 39,658,970</u></u>	<u><u>\$ 3,241,946</u></u>

SOUTHWEST MISSISSIPPI COMMUNITY COLLEGE
MANAGEMENT'S DISCUSSION AND ANALYSIS
FOR THE YEAR ENDED JUNE 30, 2022

Long-Term Debt Activities

At the beginning of the current fiscal period, the total long-term debt obligations of the college consisted of a baseball lighting note, a revolving loan, a dormitory note and two equipment leases. The revolving loan provided for a campus-wide sewer system renovation and the dormitory note funded the construction of a new men's dormitory.

As shown in the following table, the college's long-term liabilities decreased \$692,117 during fiscal year 2022:

	<u>2022</u>	<u>2021</u>	<u>Increase (Decrease)</u>
Loans and leases payable	\$1,172,968	\$1,348,085	\$(175,117)
Bonds payable	4,855,000	5,372,000	(517,000)
Total long-term liabilities	<u>\$6,027,968</u>	<u>\$6,720,085</u>	<u>\$(692,117)</u>

Factors Impacting Future Periods

There are a number of issues of Community College-wide importance that will directly impact the fiscal year 2023 financial situation. The level of State support and student tuition and fee increases impact the college's ability to expand programs, undertake new initiatives, and meet its core mission and ongoing operational needs.

State appropriations contribute a major percentage of revenue for the college. The level of State support is therefore one of the key factors influencing the college's financial condition.

Various committees and individuals are assessing the college's performance toward identified goals and ways to achieve greater efficiencies and reduce expenditures in an effort to assist in meeting the future challenges.

Contact Information

If you have questions about this report, contact the Southwest Mississippi Community College, Vice President for Financial Affairs, 1156 College Drive, Summit, MS 39666-9029.

AUDITED FINANCIAL STATEMENTS

SOUTHWEST MISSISSIPPI COMMUNITY COLLEGE

Statement of Net Position

June 30, 2022

Assets

Current Assets:

Cash and cash equivalents	\$	5,524,244
Short term investments		8,766,176
Accounts receivable, net		940,381
Due from State General Fund		832,338
Grants and contracts receivable, net		3,136,354
Inventories		154,687
Prepaid expenses		743,097
Total Current Assets		20,097,277

Non-current Assets:

Loan fund investments		3,190,671
Endowment investments		930,621
Other long-term investments (land in loan funds)		364,178
Capital assets and intangible right-to-use assets, net		42,900,916
Total Non-current Assets		47,386,386
Total Assets		67,483,663

Deferred Outflows of Resources:

Deferred outflows related to pensions		3,852,576
Deferred outflows related to OPEB		256,180
Total Deferred Outflows of Resources		4,108,756

Total assets and deferred outflows	\$	71,592,419
------------------------------------	----	------------

Liabilities

Current Liabilities

Accounts payable and accrued liabilities	\$	1,207,790
Accrued payroll		352,506
Unearned revenues		743,097
Deposits refundable		12,195
Long-term liabilities, due within one year:		
Capital related liabilities		825,187
Leases payable		30,099
Net OPEB liability		43,664
Total current liabilities	\$	3,214,538

SOUTHWEST MISSISSIPPI COMMUNITY COLLEGE

Statement of Net Position

June 30, 2022

Non-Current Liabilities

Long-term liabilities, due beyond one year	\$	
Capital related liabilities		5,077,401
Leases payable		95,281
Net pension liability		22,170,656
Net OPEB liability		1,051,709
Total non-current liabilities		<u>28,395,047</u>
Total Liabilities		<u>31,609,585</u>

Deferred inflows of resources

Deferred inflow related to pensions	6,676,859
Deferred inflow related to OPEB	388,408
Total deferred inflows of resources	<u>7,065,267</u>

Net Position

Net investment in capital assets	36,872,948
Restricted for:	
Expendable:	
Scholarships and fellowships	69,554
Debt service	954,825
Capital improvements	10,891,045
Loans to students	3,529,728
Other purposes	79,053
Non-expendable:	
Scholarships and fellowships	729,716
Unrestricted	(20,209,302)
Total net position	<u>32,917,567</u>
Total liabilities, deferred inflows and net position	<u>\$ 71,592,419</u>

The notes to the financial statements are an integral part of this statement.

Southwest Mississippi Community College Foundation, Inc.
(A component unit of Southwest Mississippi Community College)
Statement of Financial Position
June 30, 2022

Assets	
Cash	\$ 508,979
Investments	<u>255,248</u>
Total Assets	<u><u>\$ 764,227</u></u>
Liabilities	
Accounts payable and accrued liabilities	<u>\$ 0</u>
Net Assets	
With Donor Restrictions	740,264
Without Donor Restrictions	<u>23,963</u>
Total Net Assets	<u>764,227</u>
Total Liabilities and Net Assets	<u><u>\$ 764,227</u></u>

The notes to the financial statements are an integral part of this statement.

SOUTHWEST MISSISSIPPI COMMUNITY COLLEGE

**Statement of Revenues, Expenses and Changes in Net Position
For the Year Ended June 30, 2022**

Operating Revenues

Tuition and fees (net of scholarship allowances of \$4,195,635)	\$	2,348,240
Federal grants and contracts		10,282,998
State grants and contracts		1,875,104
Nongovernmental grants and contracts		27,390
Sales and services of educational departments		9,954
Auxiliary enterprises:		
Student housing (net scholarship allowances of \$645,055)		142,095
Food services (net of scholarship allowances of \$686,041)		219,803
Bookstore		946,685
Other auxiliary revenues		10,211
Other operating revenues		621,364
Total operating revenues		16,483,844

Operating Expenses

Salaries and wages		10,527,918
Fringe benefits		2,696,978
Travel		341,133
Contractual services		4,586,136
Utilities		804,312
Scholarships and fellowships		4,862,963
Commodities		2,719,733
Depreciation		1,876,738
Other operating expenses		672,361
Total Operating Expenses		29,088,272
Operating Income (Loss)		(12,604,428)

Non-operating Revenues (Expenses)

State appropriations		9,185,355
Local appropriation		2,971,064
Gifts and contributions		327,940
Investment income		68,673
Interest expense on capital asset-related debt		(116,605)
Total Net Nonoperating Revenues (Expenses)		12,436,427
Income (Loss) before Other Revenues, Expenses, Gains and Losses		(168,001)

Other Revenues

State appropriation restricted for capital purposes		260,518
Total Other Revenues		260,518

Change in Net Position

92,517

Net Position

Net position, beginning of year		32,825,050
Net position, end of year	\$	32,917,567

The notes to the financial statements are an integral part of this statement.

Southwest Mississippi Community College Foundation, Inc.
(A component unit of Southwest Mississippi Community College)
Statement of Activities
For the Year Ended June 30, 2022

	Without Donor Restrictions	With Donor Restrictions	Totals
Revenues, Gains and Support			
Contributions	\$ 13,053	\$ 271,705	\$ 284,758
Net Investment Income (Expense)	995	(20,269)	(19,274)
Net Assets Released from Restrictions	<u>84,002</u>	<u>(84,002)</u>	<u>-</u>
Total Revenues, Gains and Support	<u>98,050</u>	<u>167,434</u>	<u>265,484</u>
Expenses and Deductions			
Program Services			
Scholarships	33,695	-	33,695
Support for the College	<u>47,015</u>	<u>-</u>	<u>47,015</u>
Total Program Services	<u>80,710</u>	<u>-</u>	<u>80,710</u>
Supporting Services			
General and Administrative	<u>25,066</u>	<u>-</u>	<u>25,066</u>
Total Supporting Services	<u>25,066</u>	<u>-</u>	<u>25,066</u>
Total Expenses	<u>105,776</u>	<u>-</u>	<u>105,776</u>
Increase (Decrease) in Net Assets	<u>(7,726)</u>	<u>167,434</u>	<u>159,708</u>
Net Assets at Beginning of Year	<u>31,689</u>	<u>572,830</u>	<u>604,519</u>
Net Assets at End of Year	<u>\$ 23,963</u>	<u>\$ 740,264</u>	<u>\$ 764,227</u>

The notes to the financial statements are an integral part of this statement.

SOUTHWEST MISSISSIPPI COMMUNITY COLLEGE

Statement of Cash Flows

For the Year Ended June 30, 2022

Cash flows from operating activities:

Tuition and fees	\$	2,993,531
Grants and contracts		10,541,705
Sales and services of educational departments		9,954
Payments to suppliers and students		(8,611,140)
Payments to employees for salaries and benefits		(13,963,393)
Cash received (paid) on deposits		317
Payments for scholarships and fellowships		(4,862,963)
Auxiliary enterprise charges		1,318,794
Other receipts (payments)		283,843
Net cash provided (used) by operating activities		<u>(12,289,352)</u>

Cash flows from noncapital financing activities:

State appropriations		8,596,952
Local appropriations		2,971,064
Other sources (uses)		359,497
Net cash provided (used) by noncapital financing activities		<u>11,927,513</u>

Cash flows from capital and related financing activities:

Capital appropriations		260,518
Proceeds from issuance of debt		153,919
Purchases of capital assets		(4,998,028)
Principal paid on capital debt and leases		(846,036)
Interest paid on capital debt and leases		(116,605)
Net cash provided (used) by capital and related financing activities		<u>(5,546,232)</u>

Cash flows from investing activities:

Interest and dividends received on investments		68,673
Purchases of investments		(4,517,921)
Net cash provided (used) by investing activities		<u>(4,449,248)</u>

Net increase (decrease) in cash and cash equivalents		<u>(10,357,319)</u>
--	--	---------------------

Cash and cash equivalents - beginning of year		<u>15,881,563</u>
---	--	-------------------

Cash and cash equivalents - end of year	\$	<u><u>5,524,244</u></u>
---	----	-------------------------

The notes to the financial statements are an integral part of this statement.

SOUTHWEST MISSISSIPPI COMMUNITY COLLEGE

Statement of Cash Flows

For the Year Ended June 30, 2022

Reconciliation of operating income (loss) to net cash provided (used)

by operating activities:

Operating Income (Loss)	\$ <u>(12,604,428)</u>
Adjustments to reconcile net income (loss) to net cash provided (used) by operating activities	
Depreciation expense	1,876,738
Changes in assets and liabilities	
(Increase) decrease in assets	
Receivables, Net	116,756
Inventories	13,609
Intergovernmental receivables	(1,643,787)
Other assets	(337,521)
Increase (decrease) in liabilities	
Accounts payable and accrued liabilities	689,940
Accrued payroll	16,399
Deferred revenue	337,521
Deposits refundable	317
Change in net pension and OPEB liability and deferred amounts	<u>(754,896)</u>
Total Adjustments	<u>315,076</u>
Net cash provided (used) by operating activities	\$ <u>(12,289,352)</u>

Reconciliation of cash and cash equivalents to the Statement of Net Position

Cash and cash equivalents classified as current assets	\$ 5,524,244
Cash and cash equivalents classified as non-current assets	<u>-</u>
	<u>\$ 5,524,244</u>

The notes to the financial statements are an integral part of this statement.

Southwest Mississippi Community College Foundation, Inc.
Statement of Cash Flows
For the Year Ended June 30, 2022

Increase in Net Assets	\$ 159,708
Cash Flows from Operating Activities:	
Adjustments to reconcile increase (decrease) in net assets to net cash provided by operating activities:	
Contributions received for permanent investment	-
Increase (decrease) in:	
Accounts payable and accrued liabilities	-
Net cash provided by operating activities	159,708
Cash Flows From Investing Activities:	
Net unrealized (gain) loss on investments	20,269
Net cash provided (used) by investing activities	20,269
Cash Flows From Financing Activities:	
Contributions restricted for permanent investment	-
Net cash provided by financing activities	-
 Net Increase in Cash	 179,977
Cash Balance	
Beginning of Year	329,002
End of Year	\$ 508,979

The notes to the financial statements are an integral part of this statement.

SOUTHWEST MISSISSIPPI COMMUNITY COLLEGE

Notes to the Financial Statements
For Year Ended June 30, 2022

Note 1 – Summary of Significant Accounting Policies

The accompanying financial statements of the community college have been prepared in conformity with generally accepted accounting principles (GAAP) as prescribed by the Governmental Accounting Standards Board (GASB). GASB is the accepted standard-setting body for governmental accounting and financial reporting principles. The most significant of the community college's accounting policies are described below.

A. Nature of Operations

Southwest Mississippi Community College (the "College") is a comprehensive two-year community and technical college. The College provides the students of its four county district and beyond with the opportunity to obtain an affordable quality education through academic and career technical curriculum leading to certificates, diplomas, or associates degrees.

B. Reporting Entity

Southwest Mississippi Community College was founded in 1932 and is one of Mississippi's 15 public community colleges. The legal authority for the establishment of Southwest Mississippi Community College is found in Section 37-29-31, Miss. Code Ann. (1972).

Southwest Mississippi Community College is governed by a seventeen member board of trustees, selected by the boards of supervisors of Amite, Pike, Walthall, and Wilkinson counties who support the college through locally assessed ad valorem tax millage. One of the trustees from each of the supporting counties must be the county superintendent of education, unless the superintendent chooses not to serve, in which case the county board of supervisors shall fill the vacancy in accordance with Section 37-29-65, Miss. Code Ann. (1972). Each board member is appointed for a 5 year term. In addition, Southwest Mississippi Community College works jointly with the Mississippi State Board for Community and Junior Colleges, which coordinates the efforts of all 15 community colleges as they serve the taxpayers of the State of Mississippi.

Southwest Mississippi Community College reports the following discretely presented component unit:

Southwest Mississippi Community College Foundation Inc. (Foundation). The foundation is a legally separate, tax-exempt nonprofit organization. The Foundation acts primarily as a fund raising organization to supplement the resources available to Southwest Mississippi Community College (College) in support of its programs. Although the College does not control the timing or amount of receipts from the Foundation, the majority of resources or income that the Foundation holds and invests are restricted to the activities of the College by the donors.

During the year ended June 30, 2022, the Foundation provided \$33,695 to the College in the form of scholarships to students. Significant note disclosures applicable to the Foundation's financial statements are presented at the end of the College's Notes to the Financial Statements. Complete financial statements for the Foundation can be obtained from: 1156 College Drive – Summit, MS 39666.

SOUTHWEST MISSISSIPPI COMMUNITY COLLEGE

Notes to the Financial Statements For Year Ended June 30, 2022

C. Basis of Presentation

The financial statements have been prepared in accordance with accounting principles generally accepted in the United States of America as prescribed by the Governmental Accounting Standards Board (GASB), including Statement No. 34, *Basic Financial Statements-and Management's Discussion and Analysis-for State and Local Governments*, and Statement No. 35, *Basic Financial Statements and Management's Discussion and Analysis of Public College and Universities*, issued in June and November, 1999, respectively. The college now follows the "business-type activities" reporting requirements of GASB Statement No. 34 that provides a comprehensive one-line look at the college's financial activities.

D. Basis of Accounting

The financial statements of the college have been prepared on the accrual basis whereby all revenues are recorded when earned and all expenses are recorded when they have been reduced to a legal or contractual obligation to pay.

The College prepares its financial statements as a business-type activity in conformity with applicable pronouncements of GASB. The college has the option to apply any other accounting literature unless the literature conflicts with or contradicts a GASB pronouncement.

E. Cash Equivalents

For purposes of the Statement of Cash Flows, the college considers all highly liquid investments with an original maturity of three months or less to be cash equivalents.

F. Short-term Investments

Investments that are not cash equivalents but mature within the next fiscal year are classified as short-term investments

G. Accounts Receivable, Net

Accounts receivables consist of tuition and fees charges to students, state appropriations, amounts due from state and federal grants and contracts, local governments and credits due to the college from vendors. Accounts receivables are recorded net of an allowance for doubtful accounts.

H. Inventories

Inventories consist of bookstore inventory and food service supplies. These inventories are generally valued at the lower of cost or market, on either the first-in, first-out (FIFO) basis or the average cost basis.

I. Prepaid Expenses

Prepaid expenses represent approved financial aid disbursements for the fall semester.

J. Restricted Cash and Cash Equivalents

Cash and cash equivalents that are externally restricted to make debt service payments, maintain sinking or reserved funds, or to purchase or construct capital or other noncurrent assets, are classified as restricted cash and cash equivalents on the Statement of Net Position. When both restricted and nonrestricted assets are available for use, the policy is to use restricted assets first.

SOUTHWEST MISSISSIPPI COMMUNITY COLLEGE

Notes to the Financial Statements For Year Ended June 30, 2022

K. Endowment Investments

Endowment investments are generally subject to the restrictions of donor gift instruments. They include true endowment funds, which are funds received from a donor with the restrictions that only the income is to be utilized; term endowment funds, which are funds for which the donor has stipulated that the principal may be expended after a stated period or on the occurrence of a certain event, and quasi endowment funds, which are funds established by the governing board to function like an endowment fund but may be totally expended at any time at the discretion of the governing board.

L. Capital Assets, net of Accumulated Depreciation

Capital assets are recorded at cost at the date of acquisition, or, if donated, at fair market value on the date of donation. Renovations to buildings and improvements other than buildings that significantly increase the value or extend the useful life of the structure are capitalized. Routine repairs and maintenance costs are charged to operating expense in the year in which the expense was incurred. Depreciation is computed using the straight-line method over the estimated useful life of the asset and is not allocated to the functional expenditure categories. See note 6 for additional details concerning useful lives, salvage values and capitalization thresholds. Expenditures for construction in progress are capitalized as incurred.

M. Unearned Revenues

Unearned revenues include amounts received for tuition and fees and certain auxiliary activities prior to the end of the fiscal year but related to the subsequent accounting period. Unearned revenues also include amounts received from grant and contract sponsors that have not yet been earned.

N. Compensated Absences

The college does not provide for the accumulation of leave beyond one year. Therefore, no accrual for compensated absences has been recorded in the financial statements.

O. Classification of Revenues

The college has classified its revenues as either operating or non-operating revenues according to the following criteria:

Operating revenues: Operating revenues include activities that have the characteristics of exchange transactions, such as (1) student tuition, net of scholarship discounts and allowances, (2) sales and services of auxiliary enterprises, net of scholarship discounts and allowances, and (3) most federal, state and local grants and contracts. Gifts (pledges) that are received on an installment basis are recorded at net present value.

Non-operating revenues: Non-operating revenues include activities that have the characteristics of nonexchange transactions, such as gifts and contributions, and other revenue sources that are defined as nonoperating revenues by GASB Statement No. 9, *Reporting Cash Flows of Proprietary and Nonexpendable Trust Funds and Governmental Entities That Use Proprietary Fund Accounting* and GASB Statement No. 34, such as state appropriations, local appropriations and investment income.

SOUTHWEST MISSISSIPPI COMMUNITY COLLEGE

Notes to the Financial Statements For Year Ended June 30, 2022

P. State Appropriations

Southwest Mississippi Community College receives funds from the State of Mississippi based on the number of full-time students actually enrolled and in attendance on the last day of the sixth week of the fall semester of the previous year, counting only those students who reside within the State of Mississippi. In the 2004 fiscal year, a new funding formula was to be phased in over a 5 year period which shifted the funding calculation from a predominantly full time student formula, weighted by type of student, to a full time equivalent formula which is based on total credit hours generated by all students with special consideration given to high cost programs.

Q. Local Appropriations

Southwest Mississippi Community College receives funds from taxes levied by the counties in the college for general support, maintenance, and capital improvements.

R. Scholarship Discounts and Allowances

Financial aid to students is reported in the financial statements under the alternative method as prescribed by the National Association of College and University Business Officers (NACUBO). Certain aid, such as loans, funds provided to students as awarded by third parties and Federal Direct Lending, is accounted for as a third party payment (credited to the student's account as if the student made the payment). All other aid is reflected in the financial statements as operating expenses, or scholarship allowances, which reduce revenues. The amount reported as operating expenses represents the portion of aid provided to the student in the form of cash. Scholarship allowances represent the portion of aid provided to the student in the form of reduced tuition. Under the alternative method, these amounts are computed on a college basis by allocating the cash payments to students, excluding payments for services, on the ratio of total aid to the aid not considered to be third party aid.

S. Net Position

GASB statement No. 63, *Financial Reporting of Deferred Outflows of Resources, Deferred Inflows of Resources and Net Position*, reports equity as "Net Position" rather than "Net Assets". Net position is classified in three categories. Net investment in capital assets is the portion of net position that consists of capital assets net of accumulated depreciation and reduced by the outstanding balances of borrowings used to finance the purchase or construction of those assets. Restricted expendable net position is noncapital assets that must be used for a particular purpose as specified by creditors, grantors, or others. Unrestricted net position is the remaining net position less remaining noncapital liabilities which are not restricted-expendable.

The net position balance of \$32,917,567 at June 30, 2022, includes \$36,872,948 net investment in capital assets, \$69,554 reserved for scholarships, \$954,825 reserved for debt service, \$10,891,045 reserved for capital projects, \$3,529,728 reserved for loans to students, \$79,053 reserved for other purposes, \$729,716 reserved for endowment and an unrestricted amount of \$(20,209,302).

T. Income Taxes

The college is recognized as a local governing authority and is excluded by the Internal Revenue Service from federal income taxation.

SOUTHWEST MISSISSIPPI COMMUNITY COLLEGE

Notes to the Financial Statements For Year Ended June 30, 2022

U. Use of Estimates

The preparation of financial statements in conformity with accounting principles generally accepted in the United States of America requires management to use estimates and assumptions that affect amounts reported in the financial statements and accompanying notes. Actual results could differ from these estimates.

V. Deferred outflows/inflows of resources

In addition to assets, the statement of financial position will sometimes report a separate section for deferred outflows of resources. This separate financial statement element, deferred outflows of resources, represents a consumption of net position that applies to a future period(s) and so will not be recognized as an outflow of resources (expense/expenditure) until then. A deferred outflow associated with pensions and OPEB is reported.

In addition to liabilities, the statement of financial position will sometimes report a separate section for deferred inflows of resources. This separate financial statement element, deferred inflows of resources, represents an acquisition of net position that applies to a future period(s) and so will not be recognized as an inflow of resources (revenue) until that time. A deferred inflow associated with pensions and OPEB is reported.

See Note 9 and 10 for further details.

W. Pensions

For purposes of measuring the net pension liability, deferred outflows and inflows of resources related to pension, and pension expense, information about the fiduciary net position of the Public Employees' Retirement System ("PERS") and additions to/deductions from PERS' fiduciary net position have been determined on the same basis as they are reported by PERS. For this purpose, the benefit payments (including refunds of employee contributions) are recognized when due and payable in accordance with the benefit terms. Investments are reported at fair value.

X. Postemployment Benefits Other than Pensions (OPEB)

For purposes of measuring the net OPEB liability, deferred outflows of resources and deferred inflows of resources related to OPEB, and OPEB expense, information about the fiduciary net position of the State and School Employees' Life and Health Plan (OPEB Plan) and additions to/deductions from the OPEB Plan's fiduciary net position have been determined on the same basis as they are reported by the OPEB Plan. For this purpose, benefit payments are recorded when the OPEB benefits come due. Investments are reported at fair value as determined by the state.

Y. Leases

The Governmental Accounting Standards Board (GASB) issued Statement No. 87, *Leases* (GASB 87) to establish a single leasing model for accounting and reporting purposes. This guidance is intended to enhance the accountability, consistency and comparability of lease activities reported by governments. GASB 87 was implemented during fiscal year 2022.

The college uses the estimated incremental borrowing rate to calculate the present value of lease payments when the rate implicit in the lease is not known. See Note 16 for more information.

SOUTHWEST MISSISSIPPI COMMUNITY COLLEGE

Notes to the Financial Statements
For Year Ended June 30, 2022

Note 2 – Cash and Cash Equivalents and Investments

A. Cash, Cash Equivalents and Short Term Investments

Investment policies as set forth by policy and state statute authorize the college to invest in demand deposits and interest-bearing time deposits such as savings accounts, certificates of deposit, money market funds, U. S. Treasury bills and notes, and repurchase agreements.

The collateral pledged for the college's deposits in financial institutions is held in the name of the State Treasurer under a program established by the Mississippi State Legislature and is governed by Section 27-105-5, Miss. Code Ann. (1972). Under this program, the entity's funds are protected through a collateral pool administered by the State Treasurer. Financial institutions holding deposits of public funds must pledge securities as collateral against those deposits. In the event of failure of a financial institution, securities pledged by that institution would be liquidated by the State Treasurer to replace the public deposits not covered by the Federal Deposit Insurance Corporation.

Custodial Credit Risk - Deposits. Custodial credit risk is defined as the risk that, in the event of the failure of a financial institution, the college will not be able to recover deposits or collateral securities that are in the possession of an outside party. The college does not have a deposit policy for custodial credit risk. In the event of failure of a financial institution, securities pledged by that institution would be liquidated by the State Treasurer to replace the public deposits not covered by the Federal Deposit Insurance Corporation. Deposits above FDIC coverage are collateralized by the pledging financial institution's trust department or agent in the name of the Mississippi State Treasurer on behalf of the college. As of June 30, 2022, none of the college's bank balance of \$6,198,977 was exposed to custodial credit risk.

The carrying amount of the college's deposits with financial institutions reported on the statement of net position was \$5,524,244.

B. Investments

Investment policies as set forth by board policy and as authorized by Section 37-101-15, Miss Code Ann. (1972), authorizes the college to invest in equity securities, bonds and other securities. Investments are reported at fair value.

The following table summarizes the carrying value of the college's investments reported on the statement of net position at June 30, 2022:

Endowment investments	\$ 930,621
Other short term investments	8,766,176
Other long term investments	364,178
Long term investments	<u>3,190,671</u>
Total Investments	<u>\$13,251,646</u>

SOUTHWEST MISSISSIPPI COMMUNITY COLLEGE

Notes to the Financial Statements
For Year Ended June 30, 2022

As of June 30, 2022, the college had the following investments.

Investment Type	Rating	Maturities (in years)	Fair Value
Money Market Mutual Funds	Not Rated	Less than 1	\$ 12,835,229
Real Estate	Not Rated	N/A	364,178
Equity Securities	BBB+ to AAA	Less than 1	52,239
Certificates of Deposit	BA2 to BA3	1 to 14	-
Municipal Bonds	AA to AAA	1 to 10	-
Total			\$ 13,251,646

Interest Rate Risk. The college does not have a formal investment policy that limits investment maturities as a means of managing its exposure to fair value losses arising from increasing interest rates.

Credit Risk. State law limits investments to those prescribed in Sections 27-105-33(d) and 27-105-33(e), Miss. Code Ann. (1972). The college does not have a formal investment policy that would further limit its investment choices or one that addresses credit risk.

Custodial Credit Risk - Investments. Custodial credit risk is defined as the risk that, in the event of the failure of the counterparty, the college will not be able to recover the value of its investments or collateral securities that are in the possession of an outside party. The college does not have a formal investment policy that addresses custodial credit risk. As of June 30, 2022, none of the college's investment balance of \$13,251,646 was exposed to custodial credit risk.

Concentration of Credit Risk. Disclosure of investments by amount and issuer for any issuer that represents five percent or more of total investments is required. This requirement does not apply to investments issued or explicitly guaranteed by the U.S. government, investments in mutual funds and external investment pools, and other pooled investments. As of June 30, 2022, the college had the following investments:

Issuer	Fair Value	% of Total Investments
Sterne Agee/Money market funds	\$ 12,804,157	97%
Land investments	\$ 364,178	2%

Note 3 – Fair Value Measurements

FASB ASC 820-10, *Fair Value Measurements*, establishes a framework for measuring fair value. That framework provides a fair value hierarchy that prioritizes the inputs to valuation techniques used to measure fair value. The hierarchy gives the highest priority to unadjusted quoted prices in active markets for identical assets or liabilities (Level 1 measurements) and the lowest priority to unobservable inputs (Level 3 measurements). The three levels of the fair value hierarchy under FASB ASC 820-10 are described as follows:

Level 1 Inputs to the valuation methodology are unadjusted quoted prices for identical assets or liabilities in active markets.

SOUTHWEST MISSISSIPPI COMMUNITY COLLEGE

Notes to the Financial Statements
For Year Ended June 30, 2022

- Level 2 Inputs to the valuation methodology include:
- Quoted prices for similar assets or liabilities in active markets.
 - Quoted prices for identical or similar assets or liabilities in inactive markets.
 - Inputs other than quoted prices that are observable for the asset or liability.
 - Inputs that are derived principally from or corroborated by observable market data by correlation or other means.
- Level 3 Inputs to the valuation methodology are unobservable and significant to the fair value measurement.

The asset or liability's fair value measurement level within the fair value hierarchy is based on the lowest level of any input that is significant to the fair value measurement. Valuation techniques used need to maximize the use of observable inputs and minimize the use of unobservable inputs. Following is a description of the valuation methodologies used for assets measured at fair value. There have been no changes in the methodologies used at June 30, 2022.

Mutual Funds and Equity Securities. Valued at the closing price reported in the active markets in which the individual funds or securities are traded.

Real Estate. Valued at historical cost.

The preceding methods described may produce a fair value calculation that may not be indicative of net realizable value or reflected of future fair values. Furthermore, although the organization believes its valuation methods are appropriate and consistent with other market participants, the use of different methodologies or assumptions to determine the fair value of certain financial instruments could result in a different fair value measurement at the reporting date.

The following table sets forth by level, within the fair value hierarchy, the organization's assets at fair value as of June 30, 2022.

	Level 1	Level 2	Level 3	Total
Mutual Funds	\$ 12,835,229	-	-	\$ 12,835,229
Real Estate	-	-	364,178	\$364,178
Equity Securities	52,239	-	-	\$52,239
Total	\$12,887,468	-	\$364,178	\$13,251,646

SOUTHWEST MISSISSIPPI COMMUNITY COLLEGE

Notes to the Financial Statements
For Year Ended June 30, 2022

Note 4 – Accounts Receivable

Accounts receivable consisted of the following at June 30, 2022:

Student receivables	\$	3,249,901
Federal, state and private grants and contracts		3,022,668
State appropriations		832,338
Local appropriations		177,364
Other receivables		33,534
Total Accounts Receivable		<u>7,315,805</u>
Less allowance for doubtful accounts		<u>(2,406,732)</u>
Net Accounts Receivable	\$	<u><u>4,909,073</u></u>

Note 5 – Inventory

Inventory as of June 30, 2022 consists of the following:

Bookstore	\$	133,385
Food Services		<u>21,302</u>
Total	\$	<u><u>154,687</u></u>

SOUTHWEST MISSISSIPPI COMMUNITY COLLEGE

Notes to the Financial Statements
For Year Ended June 30, 2022

Note 6 – Capital Assets

The following is a summary of changes in capital assets for the year ended June 30, 2022:

	Balance 7/1/2021	Increases	Decreases	Adjustments	Balance 6/30/2022
<u>Non-depreciable capital assets:</u>					
Land	\$ 122,124	\$ -	\$ -	\$ -	122,124
Construction in progress	1,432,428	3,990,785	-	-	5,423,213
Total non-depreciable capital assets	<u>1,554,552</u>	<u>3,990,785</u>	<u>-</u>	<u>-</u>	<u>5,545,337</u>
<u>Depreciable capital assets:</u>					
Buildings	38,124,743	-	-	-	38,124,743
Building improvements	14,713,795	77,501	-	-	14,791,296
Improvements other than buildings	11,888,304	-	-	-	11,888,304
Equipment	4,180,756	969,765	76,527	2,380,870	7,454,864
Software	400,000	-	-	-	400,000
Library books	888,755	1,080	406	-	889,429
Intangible right to use equipment	-	156,486	-	-	156,486
Leased property under capital leases	2,380,870	-	-	(2,380,870)	-
Total depreciable capital assets	<u>72,577,223</u>	<u>1,204,832</u>	<u>76,933</u>	<u>-</u>	<u>73,705,122</u>
<u>Less accumulated depreciation for:</u>					
Buildings	15,818,960	601,545	0	-	16,420,505
Building improvements	7,278,289	525,807	-	-	7,804,096
Improvements other than buildings	5,612,671	344,593	-	-	5,957,264
Equipment	3,181,901	350,168	75,760	1,507,449	4,963,758
Software	320,000	-	-	-	320,000
Library books	848,770	9,662	4,893	-	853,539
Intangible right to use equipment	-	30,381	-	-	30,381
Leased property under capital leases	1,412,214	95,235	-	(1,507,449)	-
Total accumulated depreciation	<u>34,472,805</u>	<u>1,957,391</u>	<u>80,653</u>	<u>-</u>	<u>36,349,543</u>
Total depreciable capital assets, net	<u>38,104,418</u>	<u>(752,559)</u>	<u>(3,720)</u>	<u>-</u>	<u>37,355,579</u>
Capital Assets, Net	<u>\$ 39,658,970</u>	<u>\$ 3,238,226</u>	<u>\$ (3,720)</u>	<u>\$ -</u>	<u>\$ 42,900,916</u>

Depreciation is computed on a straight-line basis with the exception of library books, which is computed using a composite method. The following useful lives, salvage values, and capitalization thresholds are used to compute depreciation:

	Capitalization Policy	Estimated Useful Life
Buildings	50,000	40 years
Building improvements	25,000	20 years
Improvements other than buildings	25,000	20 years
Equipment	5,000	3-15 years
Library books	0	10 years
Intangible assets	**	**

SOUTHWEST MISSISSIPPI COMMUNITY COLLEGE

Notes to the Financial Statements
For Year Ended June 30, 2022

(**) The estimated useful life is five years for the right-to-use assets. There is no mandated maximum amortization period. Intangible assets with indefinite useful lives should not be amortized.

The term 'depreciation' includes the amortization of intangible assets.

The details of construction-in-progress are as follows:

	Spent to June 30, 2022	Remaining Commitment
Business-type Activities:		
Trane Energy Project	\$ 5,286,365	\$ 814,695
Turf Project	136,848	1,672,152
Total business-type activities	5,423,213	2,486,847
Total construction in progress	\$ 5,423,213	\$ 2,486,847

Note 7 – Long-term Liabilities

The following is a summary of changes in long-term liabilities and other obligations for governmental activities:

	Original Issue	Annual Interest Rate	Maturity	Balance 7/1/2021	Additions	Reductions	Balance 6/30/2022	Amounts due w ithin one year
WPC Revolving Loan	622,375	1.75%	2032	\$ 358,753	\$	\$ 31,399	\$ 327,354	\$ 31,953
Dormitory Construction	2,000,000	1-3%	2025	870,000		210,000	660,000	215,000
Baseball lighting loan	290,000	1.90%	2022	119,332		59,098	60,234	60,234
MDB Sp Ob Bond	5,372,000	1.58%	2031	5,372,000		517,000	4,855,000	518,000
Total				\$ 6,720,085	\$ -	\$ 817,497	\$ 5,902,588	\$ 825,187

The following is a schedule by years of the maturity of long term debt:

Year Ending June 30	Principal	Interest	Total
2023	\$ 825,187	\$ 97,666	\$ 922,853
2024	775,517	76,459	851,976
2025	786,091	67,972	854,063
2026	567,675	55,671	623,346
2027	573,269	46,640	619,909
2028-2032	2,374,849	94,438	2,469,287
Total	\$ 5,902,588	\$ 438,846	\$ 6,341,434

SOUTHWEST MISSISSIPPI COMMUNITY COLLEGE

Notes to the Financial Statements
For Year Ended June 30, 2022

Note 8 – Functional Classification of Operating Expenses

The College's operating expenses by functional classifications were as follows for the year ended June 30, 2022:

Functional Classification	Natural Classification									Total
	Salaries & Wages	Fringe Benefits	Travel	Contractual Services	Utilities	Scholarships Fellowships	Commodities	Depreciation Expense	Other	
Instruction	\$ 5,948,839	1,439,488	85,561	810,065			890,676		248,920	\$ 9,423,549
Academic Support	311,827	81,462	431	36,195			1,796		26,733	458,444
Student Services	1,712,556	443,345	241,651	441,788			328,607		61,103	3,229,050
Institutional Support	1,306,897	339,979	13,277	1,250,634			71,086		26,344	3,008,217
Operation of Plant	788,474	237,334	213	1,437,670	519,657		293,341		301,054	3,577,743
Student Financial Aid						4,862,963				4,862,963
Auxiliary Enterprises	459,325	155,370		609,784	284,655		1,134,227		8,207	2,651,568
Depreciation								1,876,738		1,876,738
Total Operating Expenses	\$ 10,527,918	2,696,978	341,133	4,586,136	804,312	4,862,963	2,719,733	1,876,738	672,361	\$ 29,088,272

SOUTHWEST MISSISSIPPI COMMUNITY COLLEGE

Notes to the Financial Statements
For Year Ended June 30, 2022

Note 9 – Defined Benefit Pension Plan

General Information about the Pension Plan

Plan Description. The college contributes to the Public Employees' Retirement System of Mississippi (PERS), a cost-sharing multiple-employer defined benefit pension plan. PERS provides retirement and disability benefits, annual cost-of-living adjustments, and death benefits to plan members and beneficiaries. Plan provisions and the Board of Trustees' authority to determine contribution rates are established by Miss. Code Ann. Section 25-11-1 et seq., (1972, as amended) and may be amended only by the Mississippi Legislature. PERS issues a publicly available financial report that includes financial statements and required supplementary information. That report is available at www.pers.ms.gov.

Benefits provided. Membership in PERS is a condition of employment granted upon hiring for qualifying employees and officials of the State of Mississippi, state universities, community and junior colleges, and teachers and employees of the public school districts. For those persons employed by political subdivisions and instrumentalities of the State of Mississippi, membership is contingent upon approval of the entity's participation in PERS by the PERS' Board of Trustees. If approved, membership for the entity's employees is a condition of employment and eligibility is granted to those who qualify upon hiring. Participating members who are vested and retire at or after age 60 or those who retire regardless of age with at least 30 years of creditable service (25 years of creditable service for employees who became members of PERS before July 1, 2011) are entitled, upon application, to an annual retirement allowance payable monthly for life in an amount equal to 2.0 percent of their average compensation for each year of creditable service up to and including 30 years (25 years for those who became members of PERS before July 1, 2011), plus 2.5 percent for each additional year of creditable service with an actuarial reduction in the benefit for each year of creditable service below 30 years or the number of years in age that the member is below 65, whichever is less. Average compensation is the average of the employee's earnings during the four highest compensated years of creditable service. Benefits vest upon completion of eight years of membership service (four years of membership service for those who became members of PERS before July 1, 2007). PERS also provides certain death and disability benefits. A Cost-of-Living Adjustment (COLA) payment is made to eligible retirees and beneficiaries. The COLA is equal to 3.0 percent of the annual retirement allowance for each full fiscal year of retirement up to the year in which the retired member reaches age 60 (55 for those who became members of PERS before July 1, 2011), with 3.0 percent compounded for each fiscal year thereafter.

Contributions. PERS members are required to contribute 9.00% of their annual covered salary, and the college is required to contribute at an actuarially determined rate. The employer's rate as of June 30, 2022 was 17.40% of annual covered payroll. Plan provisions and the Board of Trustees' authority to determine contribution rates are established by Section 25-11-1 of the Mississippi Code of 1972, as amended, and may be amended only by the Mississippi Legislature. The college's contributions to PERS for the fiscal years ending June 30, 2022, 2021 and 2020 were \$1,780,855, \$1,766,339 and \$1,758,006, respectively, which equaled the required contributions for each year.

Pension Liabilities, Pension Expense, and Deferred Outflows of Resources and Deferred Inflows of Resources Related to Pensions

At June 30, 2022, the college reported a liability of \$22,170,656 for its proportionate share of the net pension liability. The net pension liability was measured as of June 30, 2021, and the total pension liability used to calculate the net pension liability was determined by an actuarial valuation as of that date. The College's proportion of the net pension liability was based on a projection of the college's long-term share of contribution to the pension plan relative to projected contributions of all participating entities, actuarially determined. The college's proportionate share used to calculate the June 30, 2022 net pension liability was 0.15 percent, which was based on a measurement date of June 30, 2021. This was equal to the

SOUTHWEST MISSISSIPPI COMMUNITY COLLEGE

Notes to the Financial Statements
For Year Ended June 30, 2022

proportionate share also used to calculate the June 30, 2021 net pension liability, which was based on a measurement date of June 30, 2020.

For the year ended June 30, 2022, the College recognized pension expense of \$1,110,357. At June 30, 2022 the College reported deferred outflows of resources and deferred inflows of resources related to pensions from the following sources:

	Deferred Outflows of Resources	Deferred Inflows of Resources
Differences between expected and actual experience	\$ 354,509	\$
Net difference between projected and actual earnings on pension plan investments		6,676,859
Changes of assumptions	1,706,020	
Changes in proportion and differences between College contributions and proportionate share of contributions	11,192	
College contributions subsequent to the measurement date	1,780,855	
Total	\$ 3,852,576	\$ 6,676,859

\$1,780,855 reported as deferred outflows of resources related to pensions resulting from college contributions subsequent to the measurement date will be recognized as a reduction to the net pension liability in the year ended June 30, 2023. Other amounts reported as deferred outflows of resources and deferred inflows of resources related to pensions will be recognized in pension expense as follows:

Year Ending June 30:	
2023	\$ (791,418)
2024	(782,943)
2025	(1,041,110)
2026	(1,989,667)

Actuarial assumptions. The total pension liability as of June 30, 2021 was determined by actuarial valuation prepared as of June 30, 2020, by the new actuarial assumptions adopted by the Board subsequent to the June 30, 2020 valuation based on the experience investigation for the four-year period ending June 30, 2020, and by the investment experience for the fiscal year ending June 30, 2021. The following actuarial assumptions are applied to all periods included in the measurement:

Inflation	2.40 percent
Salary increases	2.65-17.90 percent, including inflation
Investment rate of return	7.55 percent, net of pension plan investment expense, including inflation

Mortality rates for service retirees were based on the PubS.H-2010(B) Retiree Table with the following adjustments: For males, 95% of male rates up to age 60, 110% for ages 61 to 75 and 101% for ages above 77. For females, 84% of female rates up to age 72 and 100% for ages above 76. Mortality rates for disability retirees were based on the PubG.H-2010 Disabled Table adjusted 134% for males and 121% for females. Mortality rates for Contingent Annuitants were based on the PubS.H-2010(B) Contingent Annuitant Table,

SOUTHWEST MISSISSIPPI COMMUNITY COLLEGE

Notes to the Financial Statements
For Year Ended June 30, 2022

adjusted 97% for males and 110% for females. Mortality rates will be projected generationally using the MP-2020 projection scale to account for future improvements in life expectancy.

The actuarial assumptions used for the purposes of determining the total pension liability were based on the results of an actuarial experience study for the period July 1, 2016 to June 30, 2020. The experience report is dated April 20, 2021.

The long-term expected rate of return on pension plan investments was determined using a log-normal distribution analysis in which best-estimate ranges of expected future real rates of return (expected nominal returns, net of pension plan investment expense and the assumed rate of inflation) are developed for each major asset class. These ranges are combined to produce the long-term expected rate of return by weighting the expected future real rates of return by the target asset allocation percentage and by adding expected inflation. The most recent target asset allocation and best estimates of arithmetic real rates of return for each major asset class are summarized in the following table:

<u>Asset Class</u>	<u>Target Allocation</u>	%	<u>Long-Term Expected Real Rate of Return</u>	%
Domestic Equity	27.00	%	4.60	%
International Equity	22.00		4.50	
Global Equity	12.00		4.80	
Fixed Income	20.00		(0.25)	
Real Estate	10.00		3.75	
Private Equity	8.00		6.00	
Cash Equivalents	1.00		(1.00)	
Total	100	%		

Discount rate. The discount rate used to measure the total pension liability was 7.55 percent. The projection of cash flows used to determine the discount rate assumed that plan member contributions will be made at the current contribution rate (9.00%) and that employer contributions will be made at the current contribution rate (17.40%). Based on those assumptions, the pension plan's fiduciary net position was projected to be available to make all projected future benefit payments of current plan members. Therefore, the long-term expected rate of return on pension plan investments was applied to all periods of projected benefit payments to determine the total pension liability.

Sensitivity of the College's proportionate share of the net pension liability to changes in the discount rate. The following table presents the college's proportionate share of the net pension liability calculated using the discount rate of 7.55%, as well as what the college's proportionate share of the net pension liability would be if it were calculated using a discount rate that is 1-percentage-point lower (6.55%) or 1-percentage-point higher (8.55%) than the current rate:

	1% Decrease (6.55%)	Current Discount Rate (7.55%)	1% Increase (8.55%)
College's proportionate share of the net pension liability	\$ 31,398,846	\$ 22,170,656	\$ 14,565,893

Pension plan fiduciary net position. Detailed information about the pension plan's fiduciary net position is available in the separately issued PERS financial report.

SOUTHWEST MISSISSIPPI COMMUNITY COLLEGE

Notes to the Financial Statements
For Year Ended June 30, 2022

Note 10 – Other Postemployment Benefits (OPEB)

General Information about the OPEB Plan.

Plan description. State law mandates that all state, public education, library, junior and community college and retiring employees be offered health and life benefit coverage through the State and School Employees' Life and Health Insurance Plan (the Plan). The Plan was established by Section 25-15-3 et seq., Mississippi Code Ann. (1972), which may be amended only by the State Legislature. The State and School Employees' Health Insurance Management Board (the Board) administers the Plan. The Board has the sole legal authority to promulgate rules and regulations governing the operations of the Plan within the confines of the law governing the Plan. The Plan is self-insured and is financed through premiums collected from employers, employees, retirees and COBRA participants. The Plan provides for Other Postemployment Benefits (OPEB) as a multiple-employer defined benefit OPEB plan. The plan issues a publicly available financial report that can be obtained at <http://knowyourbenefits.dfa.ms.gov/>.

Benefits provided.

The Plan was formed by the State Legislature to provide group health and life benefits to full-time active and retired employees of the State, agencies, universities, community/junior colleges, public school districts and public libraries. In addition, the spouse and/or children of covered employees and retirees, as well as surviving spouses and COBRA participants, may be eligible for health insurance coverage under the Plan. Benefits of the OPEB Plan consist of an implicit rate subsidy, which is essentially the difference between the average cost of providing health care benefits to retirees under age 65 and the average cost of providing health care benefits to all participants when premiums paid by retirees are not age adjusted. Employees' premiums are funded primarily by their employers. Retirees must pay their own premiums, as do active employees for spouse and dependent medical coverage. The Board has the sole authority for setting life and health insurance premiums for the Plan. Per Section 12-15-15 (10) Mississippi Code Ann. (1972), a retired employee electing to purchase retiree life and health insurance must pay the full cost of such insurance premium. If the Board determined actuarially that the premium paid by the participating retirees adversely affects the overall cost of the Plan to the State, then the Board may impose a premium surcharge, not to exceed 15%, upon such participating retired employees who are under the age for Medicare eligibility and who are initially employed before January 1, 2006. For participating retired employees who are under the age for Medicare eligibility and who are initially employed on or after January 1, 2006, the Board may impose a premium surcharge in an amount the Board determined actuarially to cover the full cost of insurance. The Plan offers a Base option and a Select option for health benefits for non-Medicare participants. The Plan includes a separate coverage level for Medicare eligible retirees, Medicare Eligible surviving spouses, and Medicare eligible dependents of retirees and surviving spouses.

Contributions.

The Board has the sole authority for setting life and health insurance premiums for the Plan. The required premiums vary based on the plan selected and the type of participant. Employers pay no premiums for retirees while employees' premiums are funded primarily by their employer. Contributions to the OPEB plan from the College were \$33,750 for the year ended June 30, 2022.

SOUTHWEST MISSISSIPPI COMMUNITY COLLEGE

Notes to the Financial Statements
For Year Ended June 30, 2022

OPEB Liabilities, OPEB Expense, and Deferred Outflows of Resources and Deferred Inflows of Resources related to OPEB

At June 30, 2022, the College reported a liability of \$1,095,373 for its proportionate share of the net OPEB liability. The net OPEB liability was measured as of June 30, 2021, and the total OPEB liability used to calculate the net OPEB liability was determined by an actuarial valuation as of that date. The basis for the College's proportion is determined by comparing the employer's average monthly employees participating in the Plan with the total average employees participating in the Plan in the fiscal year of all employers. The allocation was utilized because the level of premiums contributed by each employer is the same for any employee regardless of plan participation elections made by the employee. At the measurement date of June 30, 2021, the College's proportion was 0.17017306 percent. This was a decrease of 0.00129252 percent from the proportionate share as of the measurement date of June 30, 2020.

For the year ended June 30, 2022, the College recognized OPEB expense of \$(50,649). At June 30, 2022, the College reported deferred outflows of resources and deferred inflows of resources related to OPEB from the following sources:

	Deferred Outflows of Resources	Deferred Inflows of Resources
Differences between expected and actual experience	\$ 1,191	\$ 342,509
Changes of assumptions	177,404	37,047
Net difference between projected and actual earnings on OPEB plan investments	51	
Changes in proportion and differences between College contributions and proportionate share of contributions	43,784	8,852
College contributions subsequent to the measurement date	33,750	
Total	\$ 256,180	\$ 388,408

\$33,750 reported as deferred outflows of resources related to OPEB resulting from college contributions subsequent to the measurement date will be recognized as a reduction to the net OPEB liability in the year ended June 30, 2023. Other amounts reported as deferred outflows of resources and deferred inflows of resources related to OPEB will be recognized in OPEB expense as follows:

Year Ending June 30:

2023	\$ (38,254)
2024	(35,458)
2025	(25,725)
2026	(38,598)
2027	(27,943)

SOUTHWEST MISSISSIPPI COMMUNITY COLLEGE

Notes to the Financial Statements
For Year Ended June 30, 2022

Actuarial assumptions. The total OPEB liability was determined by an actuarial valuation as of June 30, 2021, using the following key actuarial assumptions and other inputs:

Inflation	2.40 percent
Salary increases	2.65-17.90 percent, including wage inflation
Municipal Bond Index Rate	
Measurement Date	2.13%
Prior Measurement Date	2.19%
Year FNP is projected to be depleted	
Measurement Date	2021
Prior Measurement Date	2020
Single Equivalent Interest Rate, net of OPEB plan investment expense, including inflation	
Measurement Date	2.13%
Prior Measurement Date	2.19%
Health Care Cost Trends	
Medicare Supplement Claims	6.50% for 2022 decreasing to an ultimate rate of 4.50% by 2030
Pre-Medicare	

Mortality rates for service retirees were based on the PubS.H-2010(B) Retiree Table with the following adjustments: For males, 95% of male rates up to age 60, 110% for ages 61 to 75 and 101% for ages above 77. For females, 84% of female rates up to age 72 and 100% for ages above 76. Mortality rates for disability retirees were based on the PubG.H-2010 Disabled Table adjusted 134% for males and 121% for females. Mortality rates for Contingent Annuitants were based on the PubS.H-2010(B) Contingent Annuitant Table, adjusted 97% for males and 110% for females. Mortality rates will be projected generationally using the MP-2020 projection scale to account for future improvements in life expectancy.

The demographic actuarial assumptions used in the June 30, 2021 valuation were based on the results of the last actuarial experience study, dated April 20, 2021.

The remaining actuarial assumptions (e.g., initial per capita costs, health care cost trends, rate of plan participation, rates of plan election, etc.) used in the June 30, 2021 valuation were based on a review of recent plan experience done concurrently with the June 30, 2021 valuation.

The long-term expected rate of return on OPEB plan investments is 4.50%.

SOUTHWEST MISSISSIPPI COMMUNITY COLLEGE

Notes to the Financial Statements
For Year Ended June 30, 2022

Discount rate. The discount rate used to measure the total OPEB liability at June 30, 2021 was 2.13 percent. Since the Prior Measurement Date, the Discount Rate has changed from 2.19% to 2.13%.

The trust was established on June 28, 2018 with an initial contribution of \$1,000,000. As of June 30, 2021, the trust has \$1,044,424. The fiduciary net position is projected to be depleted immediately, therefore, the Municipal Bond Index Rate is used in the determination of the discount rate for both the June 30, 2020 and the June 30, 2021 total OPEB liability. The discount rate used to measure the total OPEB liability at June 30, 2021 was based on a monthly average of the Bond Buyers General Obligation 20-year Municipal Bond Index Rate.

Sensitivity of the College's proportionate share of the net OPEB liability to changes in the discount rate. The following presents the College's proportionate share of the net OPEB liability, as well as what the College's proportionate share of the net OPEB liability would be if it were calculated using a discount rate that is 1-percentage-point lower (1.13 percent) or 1-percentage-point higher (3.13 percent) than the current discount rate:

	1% Decrease (1.13%)	Current Discount Rate (2.13%)	1% Increase (3.13%)
Net OPEB liability	\$ 1,212,422	\$ 1,095,373	\$ 995,572

Sensitivity of the College's proportionate share of the net OPEB liability to changes in the healthcare cost trend rates. The following presents the College's proportionate share of the net OPEB liability, as well as what the College's proportionate share of the net OPEB liability would be if it were calculated using healthcare cost trend rates that are 1-percentage-point lower or 1-percentage-point higher than the current healthcare cost trend rates:

	1% Decrease	Healthcare Cost Trend Rates Current	1% Increase
Net OPEB liability	\$ 1,014,599	\$ 1,095,373	\$ 1,186,783

OPEB plan fiduciary net position. Detailed information about the OPEB plan's fiduciary net position is available in a separately issued report that can be found at <http://knowyourbenefits.dfa.ms.gov/>.

SOUTHWEST MISSISSIPPI COMMUNITY COLLEGE

Notes to the Financial Statements For Year Ended June 30, 2022

Note 11– Contingencies

Federal Grants – The College has received federal grants for specific purposes that are subject to audit by the grantor agencies. Entitlements to these resources are generally conditional upon compliance with the terms and conditions of the grant agreements and applicable federal regulations, including the expenditure of resources for allowable purposes. Any disallowances resulting from the grantor audit may become a liability of the college.

Litigation – The College is defendant in various legal matters occurring in the normal course of business activities. Management, with the advice of legal counsel, is of the opinion that the ultimate resolution of these matters will not have an adverse impact on the College's financial statements.

COVID 19 – In March 2020, the World Health Organization made the assessment that the outbreak of a novel coronavirus (COVID 19) can be characterized as a pandemic. The continued spread of the COVID 19 pandemic has given rise in uncertainties that may have a significant negative impact on the operating activities and results of the College. The occurrence and extent of such impact will depend on future developments, including (i) the duration and spread of the virus, (ii) government quarantine measures, (iii) voluntary and precautionary restrictions of travel to meetings, (iv) the effects on the financial markets, and (v) the effects on the economy overall, all of which are uncertain.

Note 12 – Risk Management

The college is exposed to various risks of loss related to torts; theft of, damage to and destruction of assets; errors and omissions; injuries to employees; and natural disasters. The college carries commercial insurance for these risks. Settled claims resulting from these insured risks have not exceeded commercial insurance coverage in any of the past three fiscal years.

Note 13 – Effect of Deferred Amounts on Net Position

The unrestricted net position (deficit) amount of (\$20,209,302) includes the effect of deferred inflows/outflows of resources related to pensions. A portion of the deferred outflow of resources related to pensions in the amount of \$1,780,855 resulting from the college contributions subsequent to the measurement date will be recognized as a reduction of the net pension liability in the year ended June 30, 2023. The \$2,071,721 balance of the deferred outflow of resources related to pensions at June 30, 2022 will be recognized as pension expense and will decrease the unrestricted net position amount over the next 3 years. The \$6,676,859 balance of the deferred inflow of resources related to pensions at June 30, 2022 will be recognized as revenue and will increase the unrestricted net position amount over the next 4 years.

The unrestricted net position (deficit) amount of (\$20,209,302) includes the effect of deferred inflows/outflows of resources related to OPEB. A portion of the deferred outflow of resources related to OPEB in the amount of \$33,750 resulting from the college contributions subsequent to the measurement date will be recognized as a reduction of the net OPEB liability in the year ended June 30, 2023. The \$222,430 balance of the deferred outflow of resources related to OPEB at June 30, 2022 will be recognized as OPEB expense and will decrease the unrestricted net position amount over the next 5 years. The \$388,408 balance of the deferred inflow of resources related to OPEB at June 30, 2022 will be recognized as revenue and will increase the unrestricted net position amount over the next 5 years.

Note 14 - Concentrations

The College receives a significant portion of its revenues from federal and state funded programs and grants. Future funding of these programs is necessary for the College to continue the current level of programs and courses offered.

SOUTHWEST MISSISSIPPI COMMUNITY COLLEGE

Notes to the Financial Statements
For Year Ended June 30, 2022

Note 15 – Consistency Between Reporting Periods

Due to the classification of assets, liabilities, revenues, and expenses, immaterial inconsistencies may exist between reporting periods.

Note 16 – Leases

The college is a lessee for various noncancellable leases of equipment. For leases that have a maximum possible term of 12 months or less at commencement, the college recognizes expense based on the provisions of the lease contract. For all other leases, other than short term, the college recognized a lease and an intangible right-to-use lease asset.

At lease commencement, the college initially measures the lease liability at the present value of payments expected to be made during the lease term. Subsequently, the lease liability is reduced by the principal portion of lease payments made. The lease asset is initially measured as the initial amount of the lease liability, less lease payments made at or before the lease commencement date, plus any initial direct costs ancillary to placing the underlying asset into service, less any lease incentives received at or before the lease commencement date. Subsequently, the lease asset is amortized in depreciation and amortization expense, on a straight-line basis over the shorter of the lease term or the useful life of the underlying asset.

The college generally uses its estimated incremental borrowing rate as the discount rate for leases unless the rate that the lessor charges is known.

The lease term includes the noncancellable period of the lease plus any additional periods covered by either a college or lessor option to extend for which it is reasonably certain to be exercised or terminate for which it is reasonably certain to not be exercised. Periods in which both the college and the lessor have a unilateral option to terminate (or if both parties have agreed to extend) are excluded from the lease term.

As Lessee:

The college has entered into two leases during the fiscal year. The first lease is a 60 month lease for 266 multipliance refrigerator/microwave combo units from First American with a monthly payment of \$2,567.14 per month. The second lease is a 63 month lease for postage meter equipment from Quadient, with a monthly payment of \$277.75.

Description	Discount Rate	Term	Issue Date	Maturity Date	Monthly Payment	Amount Outstanding
Multipliance Equipment	3.25%	60 months	8/1/2021	7/6/2025	\$2,567	\$111,568
Postage Meter	3.25%	63 months	11/1/21	11/26/2026	\$278	\$13,812
Total						\$125,380

SOUTHWEST MISSISSIPPI COMMUNITY COLLEGE

Notes to the Financial Statements
For Year Ended June 30, 2022

The following is a summary of changes in lease assets and liabilities:

<u>Lease Assets</u>	<u>Balance</u> <u>7/1/2021</u>	<u>Additions</u>	<u>Amortization</u>	<u>Balance</u> <u>6/30/2022</u>
Multipliance Refrigerators	\$ -	\$ 140,459	\$ (28,092)	\$ 112,367
Postage Meter	-	16,027	(2,289)	13,738
Total	\$ -	\$ 156,486	\$ (30,381)	\$ 126,105

See Note 6 for further details regarding intangible right to use equipment, which represents leased assets.

<u>Lease Liabilities</u>	<u>Balance</u> <u>7/1/2021</u>	<u>Additions</u>	<u>Principal</u> <u>Payments</u>	<u>Balance</u> <u>6/30/2022</u>
Multipliance Refrigerators	\$ -	\$ 137,892	\$ (26,324)	\$ 111,568
Postage Meter	-	16,027	(2,215)	13,812
Total	\$ -	\$ 153,919	\$ (28,539)	\$ 125,380

The following as a schedule by years of the total payments due on this debt:

<u>Year Ending June 30</u>	<u>Principal</u>	<u>Interest</u>	<u>Total</u>
2023	\$ 30,099	\$ 4,040	\$34,139
2024	31,079	3,060	34,139
2025	32,090	2,049	34,139
2026	30,567	1,005	31,572
2027	1,545	18	1,563
	\$ 125,380	\$10,172	\$135,552

Note 17 - Subsequent Events

Events that occur after the Statement of Net Position date but before the financial statements are available to be issued must be evaluated for recognition or disclosure. The effects of subsequent events that provide evidence about conditions that existed at the Statement of Net Position date are recognized in the accompanying financial statements. Subsequent events which provide evidence about conditions that existed after the Statement of Net Position date require disclosure in the accompanying notes. Management of the Southwest Mississippi Community College evaluated the activity of the college through July 15, 2023 and determined that the following subsequent events have occurred requiring disclosure in the notes to the financial statements.

Southwest Mississippi Community College entered into a contract to install a turf playing surface in the football stadium. The college entered into a promissory note for \$1.7million to fund the installation. The projected completion date of the installation is July 15, 2023.

Southwest Mississippi Community College entered into a grant agreement with the Mississippi Department of Transportation for a multi-use pathway. The project has an estimated cost of \$361,780.80. The grant requires a local share of 20% or approximately \$90,445.20. The tentative project close-out date is December 2023.

Southwest Mississippi Community College Foundation, Inc.
Summit, Mississippi
Notes to the Financial Statements
For the Year Ended June 30, 2022

Note 1 Summary of Significant Accounting Policies

Statement of Organizational Activities

Southwest Mississippi Community College Foundation, Inc. (The Foundation) is a non-profit organization established to solicit and manage funds for the benefit of Southwest Mississippi Community College (the College). The membership of the Foundation represents the four county district served by the College and is led by a Board of Directors elected by the membership. Its purpose is to provide scholarships and other financial support to the students registered at Southwest Mississippi Community College. Funds may also be used to support other educational activities of the College, such as faculty and student development.

Basis of Presentation

The Foundation prepares its financial statements on the accrual basis of accounting. The accounts of the Foundation are maintained in accordance with the principles of fund accounting. Under fund accounting, resources for various purposes are classified for accounting and reporting purposes into funds established according to their nature and purpose. The Foundation adopted FASB Accounting Standards Update 2016-14 (Topic 958) *Presentation of Financial Statements of Not-for-Profit Entities*, Not-For-Profit Entities. The new standard requires net assets to be classified on the statement of financial position as net assets with donor restrictions and net assets without donor restrictions based on the absence or existence and type of donor-imposed restrictions.

Net Assets with Donor Restrictions

The part of net assets of a not-for-profit entity that is subject to donor-imposed restrictions (donors include other types of contributors, including makers of certain grants). A donor-imposed restriction is a stipulation that specifies a use for a contributed asset that is more specific than broad limits resulting from the following: (a) the nature of the not-for-profit entity (NFP), (b) the environment in which it operates, (c) the purposes specified in its articles of incorporation or bylaws or comparable documents for an unincorporated association. Some donors impose restrictions that are temporary in nature, for example, stipulating that resources be used after a specific date, for particular programs or services, or to acquire buildings or equipment. Other donors impose restrictions that are perpetual in nature, for example, stipulating that resources be maintained in perpetuity. When a restriction expires, net assets are reclassified from net assets with donor restrictions to net assets without donor restrictions in the statement of activities.

Net Assets without Donor Restrictions

The part of net assets that are not subject to donor-imposed restrictions and may be expended for any purpose in performing the primary objectives of the organization. These net assets may be used at the discretion of the Foundation's management and the board of directors. Net assets without donor restrictions are subject to self-imposed limits by action of governing board. Board designated net assets may be earmarked for future programs, investment, contingencies, purchase or construction of fixed assets, or other uses.

Southwest Mississippi Community College Foundation, Inc.

Summit, Mississippi

Notes to the Financial Statements (Continued)

For the Year Ended June 30, 2022

Income Taxes

Southwest Mississippi Community College Foundation, Inc. is organized as a nonprofit corporation exempt from federal income tax under Section 501 (c)(3) of the Internal Revenue Code. Section 501 of the U.S. tax code outlines which types of not-for-profit organizations are tax exempt. The Section of this code that provides for exemption is 501 (a), which states that organizations are exempt from some federal income taxes if they fall under sections 501 (c), 501 (d), or section 401 (a). In addition, the Foundation qualifies for the charitable contribution deduction under IRC Section 170 (b)(1)(A)(vi). The Foundation is annually required to file a Return of Organization Exempt from Income Tax (Form 990). In addition, the Foundation is subject to income tax on net income that is derived from business activities that are unrelated to their exempt purposes. As of June 30, 2022 the Foundation has determined that there are no material uncertain tax positions that require recognition or disclosure in the financial statements. Tax years 2019, 2020, and 2021 are still open for possible examination by the Internal Revenue Service.

Donated Assets

Donated marketable securities are disposed of upon receipt and are then recorded as contributions at the amount of proceeds received from the sale. Donations of equipment are not recorded in the financial statements. These items are recorded in a separate ledger with no value assigned to them. These items are distributed to the department within the College as designated by the donor, or if undesignated, to the department of the College that has the greatest need for the donated assets as determined by the Board of Directors.

Donated Services and Facilities

The Foundation receives a substantial amount of services donated by citizens interested in the Foundation's programs. Because of the difficulty in assigning values for such services, these items are generally not reflected in the accompanying financial statements. The Foundation also receives office space from Southwest Mississippi Community College and a substantial amount of services donated by employees of the College. No amount for rent expense has been included in these financial statements and these employees' salaries and related expenses are not included in the Foundation's financial statements but are included in the College's financial statements.

Cash and Cash Equivalents

Cash and cash equivalents are considered to be all highly liquid investments with maturities of six months or less at the time of acquisition. Cash and cash equivalents include cash on hand, demand deposit accounts, savings accounts, and certificate of deposits.

Investments

The Foundation follows FASB Accounting Standards Codification Subtopic 958-320, Not-For-Profit-Entities-Investments-Debt and Equity Securities. Investments in marketable securities with readily determinable fair values and all investments in debt securities are reported at their fair values in the statement of financial position. Unrealized gains and losses are included in the change in net assets. Investment income and gains restricted by a donor are reported as increase in unrestricted net assets if the restrictions are met (either by passage of time or by use) in the reporting period in which the income and gains are recognized.

Southwest Mississippi Community College Foundation, Inc.
Summit, Mississippi
Notes to the Financial Statements (Continued)
For the Year Ended June 30, 2022

Fixed Assets

There are no fixed assets for the Foundation as of June 30, 2022.

Estimates

The preparation of these financial statements requires management to make estimates and assumptions that affect certain reported amounts and disclosures. Accordingly, actual results could differ from those estimates.

Contributions

All donor-restricted support is reported as with donor restrictions or without donor restrictions, depending on the nature of the restriction. When a restriction expires, that is, when a stipulated time restriction ends or a purpose restriction is accomplished, net assets with donor restrictions are classified to net assets without donor restrictions and reported in the statement of activities as net assets released from restrictions.

Gifts of long-lived assets such as land, buildings or equipment are reported as net assets without donor restrictions support, unless explicit donor stipulations specify how the donated assets must be used. Gifts of long-lived assets with explicit restrictions that specify how the assets are used and gifts of cash or other assets that must be used to acquire long-lived assets are reported as net assets with donor restrictions support. Absent explicit donor stipulations about how long-lived assets must be maintained, expirations of donor restrictions are reported when the donated or acquired long-lived assets are placed in service.

The Foundation and the College are financially interrelated organizations. Therefore, any contributions that are received by the Foundation specifically for the College are recorded as net assets without donor restrictions or net assets with donor restrictions contribution revenue, depending on the donors' specific instructions. These contributions are recorded by the Foundation only.

Revenue Recognition

All contributions are considered available for the Foundation's general programs unless specifically restricted by the donor. Amounts received that are designated for future periods or restricted by the donor are reported as net assets with donor restrictions support and increase the respective class of net assets.

Planned Giving

Planned giving, which includes wills, trusts and estates, are not accrued as it represents a conditional promise to give which constitutes a future and uncertain event.

Operating Measure

The Statement of Activities reports all changes in net assets, including changes in net assets from operating and nonoperating activities. Operating activities consist of those items attributable to the Foundation's ongoing services and interest and dividends earned on investments. Nonoperating activities are limited to resources that generate return from investments and other activities that are considered to be more unusual and nonrecurring in nature.

Southwest Mississippi Community College Foundation, Inc.

Summit, Mississippi

Notes to the Financial Statements (Continued)

For the Year Ended June 30, 2022

Functional Allocation of Expenses

The costs of providing various programs and related supporting services have been summarized on a functional basis in the accompanying financial statements. Accordingly, certain costs have been allocated to the appropriate programs and supporting services.

Accounting Standards Adopted During Fiscal Year

In February 2016, the FASB issued ASU 2016-02, *Leases* (Topic 842) (“ASU 2016-02”). The amendments in ASU 2016-02 create FASB ASC Topic 842, Leases, and supersede the requirements in ASC Topic 840, Leases. ASU 2016-02 requires the recognition of lease assets and lease liabilities by lessees for those leases classified as operating leases under ASC Topic 840. Under the guidance of ASU 2016-02, a lessee should recognize in the balance sheet a liability to make lease payments (lease liability) and a right-of-use asset representing its right to use the underlying asset for the lease term. The accounting applied by a lessor under ASU 2016-02 is largely unchanged from that applied under ASC Topic 840. On April 8, 2021, the FASB voted to defer the effective date of ASU 2016-02 by one additional year. The ASU is now effective for the Foundation’s fiscal year ended June 30, 2022. The Foundation has determined the adoption of the new standard will not have a material impact on its financial statements.

In September 2020, the FASB issued ASU No. 2020-07, *Not-For-Profit Entities* (Topic 958): *Presentation and Disclosures by Not-For-Profit Entities for Contributed Nonfinancial Assets* (“ASU 2020-07”), to improve transparency in the reporting of contributed nonfinancial assets, also known as gifts-in-kind, for not-for-profit organizations through enhancements to presentation and disclosure. ASU 2020-07 was issued to address certain stakeholders’ concerns about the lack of transparency about the measurement of contributed nonfinancial assets recognized by not-for-profits, as well as the amount of those contributions used in an entity’s programs and other activities. The standard is effective for annual reporting periods beginning after June 15, 2021 and should be applied on a retrospective basis. The adoption of this guidance is not expected to have a material impact on the Foundation’s financial statements.

Note 2 Concentrations of Credit Risk

Financial instruments which potentially subject the Foundation to concentrations of credit risk consist of cash and investment securities. The Foundation places its cash with creditworthy, high quality financial institutions. Cash deposits in excess of \$250,000 are not insured by the FDIC.

For the year ended June 30, 2022, the Foundation had \$508,979 in cash and cash equivalents.

The Foundation receives a substantial amount of support from Southwest Mississippi Community College. A significant reduction in the level of this support, if it were to occur, would have an effect on the Foundation’s programs and activities.

Southwest Mississippi Community College Foundation, Inc.

Summit, Mississippi

Notes to the Financial Statements (Continued)

For the Year Ended June 30, 2022

Note 3 Investments

Investments of all funds are included in a pooled investment fund. The pool is operated on a market value basis whereby each addition to the pool is assigned a number of units based on the market value per fund at the beginning of the month within which the addition takes place.

Pooled investments at June 30, 2022 consist of the following:

	<u>Market Value</u>
Cash & Cash Equivalents	\$ 4,668
Mutual Funds	<u>250,580</u>
Total Investments	<u>\$255,248</u>

Investment Income for the year ended June 30, 2022 was calculated as follows:

Interest and Dividends	\$ 4,212
Unrealized Gains and Losses	<u>(23,486)</u>
Total	<u>\$ (19,274)</u>

Note 4 Fair Value Measurements

The FASB Accounting Standards Codification Topic ('ASC) 820, *Fair Value Measurements*, establishes a framework for measuring fair value. That framework provides a fair value hierarchy that prioritizes the inputs to valuation techniques used to measure fair value. The hierarchy gives the highest priority to unadjusted quoted prices in active markets for identical assets or liabilities (Level 1 measurements) and the lowest priority to unobservable inputs (Level 3 measurements). The three levels of the fair value hierarchy under FASB ASC 820-10 are described as follows:

- Level 1 inputs are quoted prices in active markets for identical assets or liabilities that the Foundation has the ability to access at the measurement date.
- Level 2 inputs are inputs other than quoted prices included within Level 1 that are observable for the asset or liability, either directly or indirectly.
- Level 3 inputs are unobservable inputs for the asset or liability.

The asset or liability's fair value measurement level within the fair value hierarchy is based on the lowest level of any input that is significant to the fair value measurement. Valuation techniques used need to maximize the use of observable inputs and minimize the use of unobservable inputs.

Following is a description of the valuation methodologies used for assets measured at fair value. There have been no changes in the methodologies used at June 30, 2022.

Mutual Funds. Valued at the closing price reported in the active markets in which the individual securities are traded.

Southwest Mississippi Community College Foundation, Inc.
Summit, Mississippi
Notes to the Financial Statements (Continued)
For the Year Ended June 30, 2022

Note 4 Fair Value Measurements (continued)

The preceding methods described may produce a fair value calculation that may not be indicative of net realizable value or reflected of future fair values. Furthermore, although the organization believes its valuation methods are appropriate and consistent with other market participants, the use of different methodologies or assumptions to determine the fair value of certain financial instruments could result in a different fair value measurement at the reporting date.

The following table sets forth by level, within the fair value hierarchy, the organization's assets at fair value as of June 30, 2022.

	Level 1	Level 2	Level 3	Total
Mutual Funds	\$ 255,248	\$ -	\$ -	\$ 255,248

Note 5 Net Assets

Net assets with donor restrictions were as follows for the year ended June 30, 2022:

Subject to expenditure for specific purpose	
Scholarships and college support	<u>\$740,265</u>

Net assets without donor restrictions were as follows for the year ended June 30, 2022:

Undesignated	<u>\$ 23,962</u>
--------------	------------------

Southwest Mississippi Community College Foundation, Inc.
Summit, Mississippi
Notes to the Financial Statements (Continued)
For the Year Ended June 30, 2022

Note 6 Statement of Functional Expenditures

Statement of Functional Expenditures for the fiscal year 2022 consisted of:

	Program Services	Supporting Services	Total
Scholarships	\$ 33,695	\$ -	\$ 33,695
Support for College	47,015	-	47,015
Administrative Expense	-	7,517	7,517
Professional Fees	-	1,444	1,444
Investment/Banking Fees	-	223	223
Software Maintenance	-	2,305	2,305
Meetings Expense	-	1,448	1,448
Office Expenses	-	12,129	12,129
	\$ 80,710	\$ 25,066	\$ 105,776

Note 7 Subsequent events

Events that occur after the Statement of Financial Position date but before the financial statements are available to be issued must be evaluated for recognition or disclosure. The effects of subsequent events that provide evidence about conditions that existed at the Statement of Financial Position date are recognized in the accompanying financial statements. Subsequent events which provide evidence about conditions that existed after the Statement of Financial Positions date require disclosure in the accompanying notes. Management of the Southwest Mississippi Community College Foundation, Inc. evaluated the activity of the Foundation through the date the financial statements were available to be issued, and determined that no subsequent events have occurred requiring disclosure in the notes to the financial statements.

Note 8 Liquidity and Availability of Financial Assets

The following reflects the Association's financial assets as of the balance sheet date, reduced by amounts not available for general use within one year of the balance sheet date.

Financial assets, at year-end	\$ 764,227
Financial assets available to meet cash needs for general expenditures within one year	\$ 764,227

REQUIRED SUPPLEMENTARY INFORMATION

SOUTHWEST MISSISSIPPI COMMUNITY COLLEGE

Required Supplementary Information

SCHEDULE OF THE COLLEGE'S PROPORTIONATE SHARE OF THE NET PENSION LIABILITY

PERS

Last 10 Fiscal Years*

		<u>2022</u>	<u>2021</u>	<u>2020</u>	<u>2019</u>	<u>2018</u>	<u>2017</u>	<u>2016</u>	<u>2015</u>
College's proportion of the net pension liability	%	0.150000%	0.150000%	0.150000%	0.150000%	0.150000%	0.150000%	0.160000%	0.170000%
College's proportionate share of the net pension liability	\$	22,170,656	29,038,258	26,387,960	24,949,456	24,935,091	26,793,746	24,732,844	20,634,887
College's covered payroll	\$	10,151,374	10,103,483	9,958,400	9,523,530	9,780,521	9,746,590	9,818,730	10,272,902
College's proportionate share of the net pension liability as a percentage of its covered payroll		218.40055%	287.40839%	264.98192%	261.97698%	254.94645%	274.90380%	251.89453%	200.86716%
Plan fiduciary net position as a percentage of the total pension liability		70.43737%	58.97355%	61.58838%	62.53511%	61.49005%	57.46773%	61.70398%	67.20769%

The notes to the required supplementary information are an integral part of this schedule.

* The amounts presented for each fiscal year were determined as of the measurement date of 6/30 of the year prior to the fiscal year presented.

This schedule is presented to illustrate the requirement to show information for 10 years. However, GASB Statement No. 68 was implemented in FYE 6/30/15, and, until a full 10-year trend is compiled, the District has only presented information for the years in which information is available.

SOUTHWEST MISSISSIPPI COMMUNITY COLLEGE

Required Supplementary Information

SCHEDULE OF COLLEGE CONTRIBUTIONS

PERS

Last 10 Fiscal Years*

	<u>2022</u>	<u>2021</u>	<u>2020</u>	<u>2019</u>	<u>2018</u>	<u>2017</u>	<u>2016</u>	<u>2015</u>
Contractually required contribution	\$ 1,780,855	1,766,339	1,758,006	1,568,448	1,499,956	1,540,432	1,535,088	1,546,450
	1,780,855	1,766,339	1,758,006	1,568,448	1,499,956	1,540,432	1,535,088	1,546,450
Contributions in relation to the contractually required contribution								
Contribution deficiency (excess)	\$ -	-	-	-	-	-	-	-
College's covered payroll	\$ 10,234,799	10,151,374	10,103,483	9,958,400	9,523,530	9,780,521	9,746,590	9,818,730
Contributions as a percentage of covered payroll	17.40%	17.40%	17.40%	15.75%	15.75%	15.75%	15.75%	15.75%

The notes to the required supplementary information are an integral part of this schedule.

This schedule is presented to illustrate the requirement to show information for 10 years. However, GASB 68 was implemented in FYE 6/30/15, and, until a full 10 year trend is compiled, the College has only presented information for the years in which information is available.

SOUTHWEST MISSISSIPPI COMMUNITY COLLEGE

Required Supplementary Information

SCHEDULE OF THE COLLEGE'S PROPORTIONATE SHARE OF THE NET OPEB LIABILITY

OPEB

Last 10 Fiscal Years*

	2022	2021	2020	2019	2018
College's proportion of the net OPEB liability	0.17017306%	0.17146558%	0.17033688%	0.16343366%	0.16256152%
College's proportionate share of the net OPEB liability \$	1,095,373	1,334,359	1,445,378	1,264,241	1,275,472
College's covered-employee payroll \$	10,151,374	10,103,483	9,958,400	9,523,530	7,303,442
College's proportionate share of the net OPEB liability as a percentage of its covered-employee payroll	10.79%	13.21%	14.51%	13.27%	17.46%
Plan fiduciary net position as a percentage of the total OPEB liability	0.16%	0.13%	0.12%	0.13%	0%

The notes to the required supplementary information are an integral part of this schedule.

* The amounts presented for each fiscal year were determined as of the measurement date of 6/30 of the year prior to the fiscal year presented.

This schedule is presented to illustrate the requirement to show information for 10 years. However, GASB No. 75 was implemented in FYE 6/30/2018, and until a full 10-year trend is compiled, the College has only presented information for the years in which information is available.

SOUTHWEST MISSISSIPPI COMMUNITY COLLEGE
Required Supplementary Information

SCHEDULE OF COLLEGE CONTRIBUTIONS

OPEB

Last 10 Fiscal Years

	2022	2021	2020	2019	2018
Actuarially determined contribution	\$ 33,750	44,027	53,214	57,935	54,375
Contributions in relation to the actuarially determined contribution	33,750	44,027	53,214	57,935	54,375
Contribution deficiency (excess)	\$ -	-	-	-	-
College's covered-employee payroll	\$ 10,234,799	10,151,374	11,161,943	9,958,400	9,523,530
Contributions as a percentage of covered-employee payroll	0.33%	0.43%	0.48%	0.58%	0.57%

The notes to the required supplementary information are an integral part of this schedule.

This schedule is presented to illustrate the requirement to show information for 10 years. However, GASB Statement No.75 was implemented in FYE 6/30/2018, and, until a full 10-year trend is compiled, the College has only presented information for the years in which information is available. Prior year information is based on historical amounts reported in prior year audit reports.

SOUTHWEST MISSISSIPPI COMMUNITY COLLEGE
Notes to the Required Supplementary Information
For the Year Ended June 30, 2022

Pension Schedules

(1) *Changes of assumptions*

2015:

The expectation of retired life mortality was changed to the RP-2014 Healthy Annuitant Blue Collar Table projected to 2016 using Scale BB rather than the RP-2000 Mortality Table, which was used prior to 2015.

The expectation of disabled mortality was changed to the RP-2014 Disabled Retiree Table, rather than the RP-2000 Disabled Mortality Table, which was used prior to 2015.

Withdrawal rates, pre-retirement mortality rates, disability rates and service retirement rates were also adjusted to more closely reflect actual experience.

Assumed rates of salary increase were adjusted to more closely reflect actual and anticipated experience.

The price inflation and investment rate of return assumptions were changed from 3.50% to 3.00% and 8.00% to 7.75%, respectively.

2016:

The assumed rate of interest credited to employee contributions was changed from 3.50% to 2.00%.

2017:

The expectation of retired life mortality was changed to the RP-2014 Healthy Annuitant Blue Collar Mortality Table projected with Scale BB to 2022. Small adjustments were also made to the Mortality Table for disabled lives.

The wage inflation assumption was reduced from 3.75% to 3.25%.

Withdrawal rates, pre-retirement mortality rates, disability rates and service retirement rates were also adjusted to more closely reflect actual experience.

The percentage of active member disabilities assumed to be in the line of duty was increased from 6% to 7%.

2019:

The expectation of retired life mortality was changed to the PubS.H-2010(B) Retiree Table with the following adjustments: for males, 112% of male rates from ages 18 to 75 scaled down to 105% for ages 80 to 119; for females, 85% of the female rates from ages 18 to 65 scaled up to 102% for ages 75 to 119; and projection scale MP-2018 will be used to project future improvements in life expectancy generationally.

The expectation of disabled mortality was changed to PubT.H-2010 Disabled Retiree Table for disabled retirees with the following adjustments: for males, 137% of male rates at all ages; for

SOUTHWEST MISSISSIPPI COMMUNITY COLLEGE

Notes to the Required Supplementary Information

For the Year Ended June 30, 2022

females, 115% of female rates at all ages; and projection scale MP-2018 will be used to project future improvements in life expectancy generationally.

The price inflation assumption was reduced from 3.00% to 2.75%.

The wage inflation assumption was reduced from 3.25% to 3.00%.

Withdrawal rates, pre-retirement mortality rates, and service retirement rates were also adjusted to more closely reflect actual experience.

The percentage of active member disabilities assumed to be in the line of duty was increased from 7% to 9%.

2021:

The expectation of retired life mortality was changed to the PubS.H-2010(B) Retiree Table with the following adjustments: for males, 95% of male rates up to age 60, 110% for ages 61 to 75, and 101% for ages above 77; for females, 84% of female rates up to age 72, 100% for ages above 76; and projection scale MP-2020 will be used to project future improvements in life expectancy generationally.

The expectation of disabled mortality was changed to PubG.H-2010 Disabled Table for disabled retirees with the following adjustments: for males, 134% of male rates at all ages; for females, 121% of female rates at all ages; and projection scale MP-2020 will be used to project future improvements in life expectancy generationally.

The expectation of contingent annuitant mortality was based on the PubS.H-2010(B) Contingent Annuitant Table with the following adjustments: for males, 97% of male rates at all ages; for females, 110% of female rates at all ages; and projection scale MP-2020 will be used to project future improvements in life expectancy generationally.

The price inflation assumption was reduced from 2.75% to 2.40%.

The wage inflation assumption was reduced from 3.00% to 2.65%.

The investment rate of return assumption was changed from 7.75% to 7.55%.

The assumed load for administrative expenses was increased from 0.25% to 0.28%.

Withdrawal rates, pre-retirement mortality rates, disability rates and service retirement rates were also adjusted to reflect actual experience more closely.

The percentage of active member disabilities assumed to be in the line of duty was increased from 9% to 12%.

The percentage of active member deaths assumed to be in the line of duty was decreased from 6% to 4%.

SOUTHWEST MISSISSIPPI COMMUNITY COLLEGE

Notes to the Required Supplementary Information

For the Year Ended June 30, 2022

(2) *Changes in benefit provisions*

2016:

Effective July 1, 2016, the interest rate on employee contributions shall be calculated based on the money market rate as published by the Wall Street Journal on December 31 of each preceding year with a minimum rate of one percent and a maximum rate of five percent.

(3) *Method and assumptions used in calculations of actuarially determined contributions.*

The actuarially determined contribution rates in the schedule of employer contributions are calculated as of June 30, two years prior to the end of the fiscal year in which contributions are reported (June 30, 2019 valuation for the June 30, 2021 fiscal year end). The following actuarial methods and assumptions were used to determine the most recent contribution rate reported in that schedule:

Actuarial cost method	Entry age
Amortization method	Level percentage of payroll, open
Remaining amortization period	28.8 years
Asset valuation method	5-year smoothed market
Price Inflation	2.75 percent
Salary increase	3.00 percent to 18.25 percent, including inflation
Investment rate of return	7.75 percent, net of pension plan investment expense, including inflation

OPEB Schedules

(1) *Changes of assumptions*

2017: The discount rate was changed from 3.01% for the prior Measurement Date to 3.56% for the current Measurement Date.

2018: The discount rate was changed from 3.56% for the prior Measurement Date to 3.89% for the current Measurement Date.

2019: The discount rate was changed from 3.89% for the prior Measurement Date to 3.50% for the current Measurement Date.

2020: The discount rate was changed from 3.50% for the prior Measurement Date to 2.19% for the current Measurement Date.

2021: The discount rate was changed from 2.19% for the prior Measurement Date to 2.13% for the current Measurement Date.

(2) *Changes in benefit provisions*

2017: None

2018: None

2019: None

SOUTHWEST MISSISSIPPI COMMUNITY COLLEGE

Notes to the Required Supplementary Information

For the Year Ended June 30, 2022

2020: The schedule of monthly retiree contributions was increased as of January 1, 2021. In addition, the deductibles and coinsurance maximums were increased for the Select coverage and the coinsurance maximums were increased for the Base Coverage beginning January 1, 2021.

2021: The schedule of monthly retiree contributions was increased as of January 1, 2022. In addition, the in-network medical deductible was increased for the Select coverage beginning January 1, 2022.

- (3) *Methods and assumptions used in calculations of Actuarially Determined Contributions.* The Actuarially Determined Contributions rates, as a percentage of payroll, used to determine the Actuarially Determined Contribution amounts in the Schedule of Employer Contributions are calculated as of the most recent Valuation Date. The following actuarial methods and assumptions (from the June 30, 2020 actuarial valuation) were used to determine contribution rates reported in that schedule for the year ending June 30, 2021:

Actuarial cost method	Entry age
Amortization method	Level dollar
Amortization period	30 years, open
Asset valuation method	Market Value of Assets
Price inflation	2.75%
Salary increases, including wage inflation	3.00% to 18.25%
Initial health care cost trend rates	
Medicare Supplement Claims	7.00%
Pre-Medicare	
Ultimate health care cost trend rates	
Medicare Supplement Claims	4.75%
Pre-Medicare	
Year of ultimate trend rates	
Medicare Supplement Claims	2028
Pre-Medicare	
Long-term investment rate of return, net of OPEB plan investment expense, including price inflation	2.19%

SUPPLEMENTARY INFORMATION

SOUTHWEST MISSISSIPPI COMMUNITY COLLEGE

Supplementary Information

**Schedule of Expenditures of Federal Awards
For the Year Ended June 30, 2022**

Federal Grantor/ Pass-through Grantor/ Program Title	Federal Assistance Listing Number	Pass-through Grantor No.	Federal Expenditures
<u>U.S. Department of Education</u>			
Student Financial Aid Cluster			
Direct programs:			
Federal Supplemental Educational Opportunity Grants (FSEOG)	84.007	N/A	\$ 85,574
Federal Work-Study Program	84.033	N/A	76,172
Federal Pell Grant Program	84.063	N/A	5,097,698
Total Student Financial Aid Cluster			<u>5,259,444</u>
Institutional Service			
Strengthening Minority Serving Institutions	84.382A	N/A	143,642
Total Institutional Service			<u>143,642</u>
Education Stabilization Fund Under the Coronavirus Aid, Relief, and Economic Security Act			
Higher Education Emergency Relief Fund - Minority Serving Institutions	84.425L	N/A	207,000
Higher Education Emergency Relief Fund-Student Aid Portion	84.425E	N/A	2,634,415
Higher Education Emergency Relief Fund - Institutional Portion	84.425F	N/A	1,422,286
Total Education Stabilization Fund			<u>4,263,701</u>
Passed-through Mississippi Department of Education:			
Adult Education-basic grants to states	84.002	V002A160025	133,267
Career and technical education-basic grants to states	84.048	V048A170024	151,310
Total passed-through Mississippi Department of Education			<u>284,577</u>
Total U.S. Department of Education			<u>9,951,364</u>
<u>U.S. Department of Labor</u>			
Workforce Innovation and Opportunity Act-Cluster			
Passed-through the Mississippi Department of Employment Security:			
Workforce Innovation and Opportunity Act Trade Adjustment Assistance	17.245	18-01-82-01	57,569
Total passed-through Mississippi Department of Employment Security:			<u>57,569</u>
Total U.S. Department of Labor			<u>57,569</u>
<u>U.S. Department of Health and Human Services</u>			
Passed-through the Mississippi Department of Human Services:			
Child Care and Development Block Grant	93.575	1801MSCCDF	217,044
Total passed-through Mississippi Department of Human Services:			<u>217,044</u>
Total U.S. Department of Health and Human Services			<u>217,044</u>
Total for All Federal Awards			<u>\$ 10,225,977</u>

The notes to the Supplementary Information are an integral part of this schedule.

SOUTHWEST MISSISSIPPI COMMUNITY COLLEGE

Notes to the Supplementary Information

For the Year ended June 30, 2022

Schedule of Expenditures of Federal Awards

(1) Basis of Presentation

The accompanying schedule of expenditures of federal awards (the "Schedule") includes the federal award activity of the Southwest Mississippi Community College under programs of the federal government for the year ended June 30, 2022. The information in this Schedule is presented in accordance with the requirements of Title 2 U.S. *Code of Federal Regulations* Part 200, *Uniform Administrative Requirements, Cost Principles, and Audit Requirements for Federal Awards* (Uniform Guidance). Because the Schedule presents only a selected portion of the operations of the Southwest Mississippi Community College, it is not intended to and does not present the financial position, changes in net position, or cash flows of the Southwest Mississippi Community College.

(2) Summary of Significant Accounting Policies

Expenditures reported on the Schedule are reported on the accrual basis of accounting. Such expenditures are recognized following the cost principles contained in the Uniform Guidance, wherein certain types of expenditures are not allowable or are limited as to reimbursement. Negative amounts shown on the Schedule represent adjustments or credits made in the normal course of business to amounts reported as expenditures in prior years.

(3) Indirect Cost Rate

The Southwest Mississippi Community College has not elected to use the 10-percent de minimis indirect cost rate allowed under the Uniform Guidance.

REPORTS ON INTERNAL CONTROL AND COMPLIANCE



LOWERY, PAYN, LEGGETT & BELLIPANNI

CERTIFIED PUBLIC ACCOUNTANTS

*Member of Mississippi Society
of Certified Public Accountants*

207 SOUTH RAILROAD AVENUE
BROOKHAVEN, MISSISSIPPI 39601

PHONE (601) 833-1456
FAX (601) 833-9896

*Member of American Institute
of Certified Public Accountants*

INDEPENDENT AUDITOR'S REPORT ON INTERNAL CONTROL OVER FINANCIAL REPORTING AND ON COMPLIANCE AND OTHER MATTERS BASED ON AN AUDIT OF FINANCIAL STATEMENTS PERFORMED IN ACCORDANCE WITH *GOVERNMENT AUDITING STANDARDS*

Dr. J. Stephen Bishop, President and Board of Trustees of
Southwest Mississippi Community College
Summit, Mississippi 39666

We have audited, in accordance with the auditing standards generally accepted in the United States of America and the standards applicable to financial audits contained in *Government Auditing Standards* issued by the Comptroller General of the United States, the financial statements of the business-type activities of Southwest Mississippi Community College, as of and for the year ended June 30, 2022, and the related notes to the financial statements, which collectively comprise Southwest Mississippi Community College's basic financial statements, and have issued our report thereon dated July 15, 2023. We have also audited the statement of financial position of the Southwest Mississippi Community College Foundation, Inc., a discretely presented component unit of Southwest Mississippi Community College, as of June 30, 2022 and the related statement of activities, cash flows, and the related notes to the financial statements for the year then ended. The financial statements of Southwest Mississippi Community College Foundation, Inc. were not audited in accordance with *Government Auditing Standards*, and accordingly, this report does not include reporting on internal control over financial reporting or compliance and other matters associated with Southwest Mississippi Community College Foundation, Inc..

Report on Internal Control over Financial Reporting

In planning and performing our audit of the financial statements, we considered Southwest Mississippi Community College's internal control over financial reporting (internal control) as a basis for designing audit procedures that are appropriate in the circumstances for the purpose of expressing our opinions on the financial statements, but not for the purpose of expressing an opinion on the effectiveness of Southwest Mississippi Community College's internal control. Accordingly, we do not express an opinion on the effectiveness of Southwest Mississippi Community College's internal control.

A *deficiency in internal control* exists when the design or operation of a control does not allow management or employees, in the normal course of performing their assigned functions, to prevent, or detect and correct, misstatements on a timely basis. A *material weakness* is a deficiency, or a combination of deficiencies, in internal control, such that there is a reasonable possibility that a material misstatement of the entity's financial statements will not be prevented, or detected and corrected on a timely basis. A *significant deficiency* is a deficiency, or a combination of deficiencies, in internal control that is less severe than a material weakness, yet important enough to merit attention by those charged with governance.

Our consideration of internal control was for the limited purpose described in the first paragraph of this section and was not designed to identify all deficiencies in internal control that might be material weaknesses or, significant deficiencies. Given these limitations, during our audit we did not identify any


deficiencies in internal control that we consider to be material weaknesses. However, material weaknesses or significant deficiencies may exist that were not identified.

Report on Compliance and Other Matters

As part of obtaining reasonable assurance about whether Southwest Mississippi Community College's financial statements are free from material misstatement, we performed tests of its compliance with certain provisions of laws, regulations, contracts, and grant agreements, noncompliance with which could have a direct and material effect on the financial statements. However, providing an opinion on compliance with those provisions was not an objective of our audit, and accordingly, we do not express such an opinion. The results of our tests disclosed no instances of noncompliance or other matters that are required to be reported under *Government Auditing Standards*.

Purpose of this Report

The purpose of this report is solely to describe the scope of our testing of internal control and compliance and the results of that testing, and not to provide an opinion on the effectiveness of the entity's internal control or on compliance. This report is an integral part of an audit performed in accordance with *Government Auditing Standards* in considering the entity's internal control and compliance. Accordingly, this communication is not suitable for any other purpose.

A handwritten signature in black ink that reads "Lowery, Payn, Leggett + Bellipanni, CPAs". The signature is written in a cursive, flowing style.

Lowery, Payn, Leggett and Bellipanni, CPAs

Brookhaven, Mississippi
July 15, 2023



LOWERY, PAYN, LEGGETT & BELLIPANNI

CERTIFIED PUBLIC ACCOUNTANTS

*Member of Mississippi Society
of Certified Public Accountants*

207 SOUTH RAILROAD AVENUE
BROOKHAVEN, MISSISSIPPI 39601

PHONE (601) 833-1456
FAX (601) 833-9896

*Member of American Institute
of Certified Public Accountants*

INDEPENDENT AUDITOR'S REPORT ON COMPLIANCE FOR EACH MAJOR PROGRAM AND ON INTERNAL CONTROL OVER COMPLIANCE REQUIRED BY THE UNIFORM GUIDANCE

Dr. J. Stephen Bishop, President and Board of Trustees of
Southwest Mississippi Community College
Summit, Mississippi 39666

Report on Compliance for Each Major Federal Program

Opinion on Each Major Federal Program

We have audited Southwest Mississippi Community College's compliance with the types of compliance requirements identified as subject to audit in the OMB *Compliance Supplement* that could have a direct and material effect on each of Southwest Mississippi Community College's major federal programs for the year ended June 30, 2022. Southwest Mississippi Community College's major federal programs are identified in the summary of auditor's results section of the accompanying schedule of findings and questioned costs.

In our opinion, Southwest Mississippi Community College complied, in all material respects, with the compliance requirements referred to above that could have a direct and material effect on each of its major federal programs for the year ended June 30, 2022.

Basis for Opinion on Each Major Federal Program

We conducted our audit of compliance in accordance with auditing standards generally accepted in the United States of America; the standards applicable to financial audits contained in *Government Auditing Standards*, issued by the Comptroller General of the United States; and the audit requirements of Title 2 U.S. *Code of Federal Regulations* Part 200, *Uniform Administrative Requirements, Cost Principles, and Audit Requirements for Federal Awards* (Uniform Guidance). Our responsibilities under those standards and the Uniform Guidance are further described in the Auditor's Responsibilities for the Audit of Compliance section of our report.

We are required to be independent of Southwest Mississippi Community College and to meet our other ethical responsibilities, in accordance with relevant ethical requirements relating to our audit. We believe that the audit evidence we have obtained is sufficient and appropriate to provide a basis for our opinion on compliance for each major federal program. Our audit does not provide a legal determination of Southwest Mississippi Community College's compliance with the compliance requirements referred to above.

Responsibilities of Management for Compliance

Management is responsible for compliance with the requirements referred to above and for the design, implementation, and maintenance of effective internal control over compliance with the requirements of laws, statutes, regulations, rules, and provisions of contracts or grant agreements applicable to Southwest Mississippi Community College's federal programs.

Auditor's Responsibilities for the Audit of Compliance

Our objectives are to obtain reasonable assurance about whether material noncompliance with the compliance requirements referred to above occurred, whether due to fraud or error, and express an opinion on Southwest Mississippi Community College's compliance based on our audit. Reasonable assurance is a high level of assurance but is not absolute assurance and therefore is not a guarantee that an audit conducted in accordance with generally accepted auditing standards, *Government Auditing Standards*, and the Uniform Guidance will always detect material noncompliance when it exists. The risk of not detecting material noncompliance resulting from fraud is higher than for that resulting from error, as fraud may involve collusion, forgery, intentional omissions, misrepresentations, or the override of internal control. Noncompliance with the compliance requirements referred to above is considered material if there is a substantial likelihood that, individually or in the aggregate, it would influence the judgment made by a reasonable user of the report on compliance about Southwest Mississippi Community College's compliance with the requirements of each major federal program as a whole.

In performing an audit in accordance with generally accepted auditing standards, *Government Auditing Standards*, and the Uniform Guidance, we:

- Exercise professional judgment and maintain professional skepticism throughout the audit.
- Identify and assess the risks of material noncompliance, whether due to fraud or error, and design and perform audit procedures responsive to those risks. Such procedures include examining, on a test basis, evidence regarding Southwest Mississippi Community College's compliance with the compliance requirements referred to above and performing such other procedures as we considered necessary in the circumstances.
- Obtain an understanding of Southwest Mississippi Community College's internal control over compliance relevant to the audit in order to design audit procedures that are appropriate in the circumstances and to test and report on internal control over compliance in accordance with the Uniform Guidance, but not for the purpose of expressing an opinion on the effectiveness of Southwest Mississippi Community College's internal control over compliance. Accordingly, no such opinion is expressed.

We are required to communicate with those charged with governance regarding, among other matters, the planned scope and timing of the audit and any significant deficiencies and material weaknesses in internal control over compliance that we identified during the audit.

Report on Internal Control over Compliance

A deficiency in internal control over compliance exists when the design or operation of a control over compliance does not allow management or employees, in the normal course of performing their assigned functions, to prevent, or detect and correct, noncompliance with a type of compliance requirement of a federal program on a timely basis. *A material weakness in internal control over compliance* is a deficiency, or a combination of deficiencies, in internal control over compliance, such that there is a reasonable possibility that material noncompliance with a type of compliance requirement of a federal program will not be prevented, or detected and corrected, on a timely basis. *A significant deficiency in internal control over compliance* is a deficiency, or a combination of deficiencies, in internal control over compliance with a type of compliance requirement of a federal program that is less severe than a material weakness in internal control over compliance, yet important enough to merit attention by those charged with governance.

Our consideration of internal control over compliance was for the limited purpose described in the Auditor's Responsibilities for the Audit of Compliance section above and was not designed to identify all deficiencies in internal control over compliance that might be material weaknesses or significant deficiencies in internal control over compliance. Given these limitations, during our audit we did not identify any deficiencies in internal control over compliance that we consider to be material weaknesses, as defined above. However, material weaknesses or significant deficiencies in internal control over compliance may exist that were not identified.

Our audit was not designed for the purpose of expressing an opinion on the effectiveness of internal control over compliance. Accordingly, no such opinion is expressed.

The purpose of this report on internal control over compliance is solely to describe the scope of our testing of internal control over compliance and the results of that testing based on the requirements of the Uniform Guidance. Accordingly, this report is not suitable for any other purpose.

Lowery, Payn, Leggett + Bellipanni, CPAs

Lowery, Payn, Leggett and Bellipanni, CPAs

Brookhaven, Mississippi

July 15, 2023

INDEPENDENT AUDITOR'S REPORT ON COMPLIANCE WITH STATE LAWS AND REGULATIONS



LOWERY, PAYN, LEGGETT & BELLIPANNI

CERTIFIED PUBLIC ACCOUNTANTS

*Member of Mississippi Society
of Certified Public Accountants*

207 SOUTH RAILROAD AVENUE
BROOKHAVEN, MISSISSIPPI 39601

PHONE (601) 833-1456
FAX (601) 833-9896

*Member of American Institute
of Certified Public Accountants*

INDEPENDENT AUDITOR'S REPORT ON COMPLIANCE WITH STATE LAWS AND REGULATIONS

Dr. J. Stephen Bishop, President and Board of Trustees of
Southwest Mississippi Community College
Summit, MS 39666

We have audited the financial statements of the business-type activities and discretely presented component unit of Southwest Mississippi Community College as of and for the year ended June 30, 2022, which collectively comprise Southwest Mississippi Community College's basic financial statements and have issued our report thereon dated July 15, 2023. We conducted our audit in accordance with auditing standards generally accepted in the United States of America and the standards applicable to financial audits contained in *Government Auditing Standards*, issued by the Comptroller General of the United States. The financial statements of Southwest Mississippi Community College Foundation, Inc. were not audited in accordance with *Government Auditing Standards*.

We have also performed procedures to test compliance with certain other state laws and regulations. However, providing an opinion on compliance with all state laws and regulations was not an objective of our audit and, accordingly, we do not express such an opinion.

The results of procedures performed to test compliance with certain other state laws and regulations and our audit of the financial statements did not disclose any instances of noncompliance with other state laws and regulations.

This report is intended solely for the information and use of the College, Members of the Legislature, entities with accreditation overview, federal awarding agencies, Office of the State Auditor, and pass-through entities and is not intended to be and should not be used by anyone other than these specified parties. However, this report is a matter of public record and its distribution is not limited.

Lowery, Payn, Leggett & Bellipanni, CPAs

Lowery, Payn, Leggett and Bellipanni, CPAs

Brookhaven, Mississippi 39601

July 15, 2023

SCHEDULE OF FINDINGS AND QUESTIONED COSTS

SOUTHWEST MISSISSIPPI COMMUNITY COLLEGE

Schedule of Findings and Questioned Costs
For the Year Ended June 30, 2022

Section I: Summary of Auditor's Results

Financial Statements:

- | | | |
|----|---|---------------|
| 1. | Type of auditor's report issued: | Unmodified |
| 2. | Internal control over financial reporting: | |
| | a. Material weakness identified? | No |
| | b. Significant deficiency identified? | None Reported |
| 3. | Noncompliance material to financial statements noted? | No |

Federal Awards:

- | | | |
|----|---|---------------|
| 4. | Internal control over major programs: | |
| | a. Material weakness identified? | No |
| | b. Significant deficiency identified? | None Reported |
| 5. | Type of auditor's report issued on compliance for major programs: | Unmodified |
| 6. | Any audit findings disclosed that are required to be reported in accordance with 2 CFR 200.516 (a)? | No |

7. Identification of major programs:

<u>Assistance Listing Numbers</u>	<u>Name of Federal Program or Cluster</u>
84.007, 84.033, 84.063	Student Financial Aid Cluster
84.425E	Education Stabilization Fund-Higher Education Emergency Relief Fund-Student Aid Portion
84.425F	Education Stabilization Fund-Higher Education Emergency Relief Fund-Institutional Portion
84.425L	Education Stabilization Fund-Higher Education Emergency Relief Fund-Minority Serving Institutions

- | | | |
|----|--|------------|
| 8. | Dollar threshold used to distinguish between type A and type B programs: | \$ 750,000 |
| 9. | Auditee qualified as low-risk auditee? | Yes |

SOUTHWEST MISSISSIPPI COMMUNITY COLLEGE

Schedule of Findings and Questioned Costs
For the Year Ended June 30, 2022

10. Prior fiscal year audit findings and questioned costs which would require the auditee to prepare a summary schedule of prior audit findings in accordance with 2CFR 200.511(b). No

Section II: Financial Statement Findings

The results of our tests did not disclose any findings related to the financial statements that are required to be reported under *Government Auditing Standards*.

Section III: Federal Award Findings and Questioned Costs

The results of our tests did not disclose any findings and questioned costs related to the federal awards.